

A photograph of two young men sitting at a desk in a room with a large, white-framed VELUX skylight. The man on the left is wearing a yellow t-shirt and headphones, looking at a computer monitor displaying a racing game. The man on the right is wearing a white t-shirt and headphones, looking at a tablet. The room has light-colored walls and a wooden floor. A blue and yellow volleyball and a wooden crate are on the floor near the desk. The VELUX logo is in the top right corner.

VELUX®

Product Catalogue

UK Price List (excludes VAT)
Valid from 2nd February 2026
[velux.co.uk](https://www.velux.co.uk)



Contact us

If you need more information or technical support, we are here to help.

Telephone: 01592 778 225
E-mail: sales@velux.co.uk

Website: velux.co.uk

Contents

- 4 Transforming spaces
- 6 Why VELUX
- 8 Project solutions
- 10 Solar and electric
- 12 Extended product guarantee
- 13 VELUX App Control
- 14 Dormer and Mini dormer roof window systems
- 16 Finish options
- 20 Roof window selection guide
- 153 Practical information
- 162 Glazing options
- 166 Size guide

23 Remotes and Apps

27 Roof windows

69 Installation and flashings

89 Blinds and shutters

119 Flat roof windows

141 Sun tunnels

147 Accessories

Transforming spaces into favourite places

We all seek spaces where we can truly relax, recharge and feel at ease – or even boost our productivity. More often than not, these favourite places are bathed in natural daylight and fresh air.

For over 80 years, the VELUX Group has helped people reimagine their homes by bringing daylight and fresh air through the roof, creating brighter, healthier environments to live, work, learn and play. It's all part of our mission to improve everyday life for people around the world.

Our award-winning roof windows can fit any roof – flat, pitched, old or new and can be accessorised with VELUX blinds and shutters.

Looking to expand your living space? Choose a VELUX Roof balcony or take your home to the next level with VELUX ACTIVE with NETATMO, our intelligent indoor climate solution.

VELUX solutions do more than brighten interiors – they help us create a connection with nature and a space to relax and enjoy. These spaces then become the backdrop for meaningful everyday moments: sharing laughter, bedtime stories or

simply enjoying a peaceful pause. Small, often overlooked pleasures, like these, are what truly make a house feel like home – reminding us of what it means to let life in.



At VELUX® we prioritise sustainability

At the VELUX Group, we continually integrate sustainability into our decision-making, operations and solutions.

The first and only roof window company in the world rated platinum by EcoVadis

We are proud to be the only roof window company in the top 1% of organisations ranked globally by EcoVadis. The platinum sustainability rating reflects our commitment to integrating more sustainable practices throughout our organisation.



97% of VELUX packaging in Europe was plastic-free in 2024*

As of 2024, 97% of our primary packaging in Europe was paper-based and recyclable. Globally, we continue to eliminate plastic packaging from our products, making it easier for you to recycle and minimising the impact on the planet.

* In 2024, 97% of Residential primary packaging in Europe was paper-based.

96% of our products have an Environmental Product Declaration**

With more transparency over the environmental impact of our products, you can make more informed decisions about most VELUX products.

** Roof windows, flashings and installation products, excluding copper and zinc variants.



Why VELUX

All over the world, VELUX roof windows contribute to healthy indoor environments by letting in fresh air and daylight. Here are five other good reasons why you should consider original VELUX products.

Designed for easy installation and maintenance

VELUX solutions are built with our customers in mind. Our wide product range covers everything from sloped and flat roof windows to sun tunnels, blinds, shutters, remotes and apps – all designed for quick, reliable installation.




Extensively tested

VELUX products are designed to meet the highest quality standards and undergo thorough testing. For example, all roof windows are tested to withstand a year's rainfall in just 15 minutes. They are also opened and closed 25,000 times – the equivalent of opening and closing the roof window every day for 68 years!



10-year guarantee

We strive to ensure the quality of all VELUX products and accessories live up to our customers' exacting standards. However, in the rare event that you experience a problem with your VELUX roof window, we offer a 10-year guarantee on all core products. We offer up to a 5-year guarantee on blinds, shutters and electrical products.



Here for you

When you need support, our team is never more than a phone call away. The expert team are trained to give you as much in-depth assistance on planning, installation and aftercare as you need. Call us on 01592 778 225.

Awarded A- for climate transparency and sustainability action

At VELUX, we are proud to have been awarded an A- for climate by the non-profit organisation, CDP. A non-profit that operates the world's leading independent environmental disclosure system, the CDP assesses companies on their climate and sustainability actions. The A- rating reflects the progress we have made on driving sustainability across our operations and strengthens our resolve to keep improving.



Daylight solutions for a bright loft

Turn your loft into a bright, airy and usable space.

Get the daylight right

Install the right number, type and size of roof windows to benefit from more daylight, fresh air and a better indoor climate.

Get the operation right

Headroom in a loft is naturally reduced. Maximise the space with VELUX top-hung roof windows and create a balcony-like feeling.

Get the finish right

A white maintenance-free internal finish will match modern interiors. The most robust and durable option that is completely maintenance-free.



Roof windows for every extension

No matter the type of extension, there's a VELUX roof window solution to suit every need.

Sloping roof windows

A combination of roof windows will help you achieve the optimum amount of daylight.

Low pitch roof windows

Perfect for bringing daylight and fresh air into single storey extensions. Designed for roofs with a pitch as low as 10°.

Flat roof windows

Different needs demand different types of solutions for flat roof projects. Our flat roof window range provides options to help create more daylight in your extension. Choose between our revolutionary curved glass rooflights, flat glass rooflights or traditional domes with glazing.



It's time to replace and upgrade

When the time comes to replace old roof windows with new ones, VELUX is always the right choice. Here's why:

More daylight with an unmatched range of roof windows

The glazing area on modern VELUX roof windows is increased thanks to slimmer profiles. This allows more daylight to enter into a space compared to older models.

Better energy efficiency

An old roof window (even in good condition) is no match for a new VELUX roof window with its built-in insulation and improved glazing.

Light and bright

When replacing old pine VELUX roof windows, we recommend a white maintenance-free internal finish – the most robust and durable option that is completely maintenance-free.

It's easier than you think

Upgrading old roof windows with a new VELUX roof window can be done in as little as 4 hours.

Like-for-like replacements can often be carried out from the inside and by using VELUX replacement flashings, there is no need to remove or alter the existing lining – meaning no need to redecorate your room.

With VELUX QuickQuote you get a free, no obligation tailored estimate for replacing your old roof windows, including installation.

Fill out a few details and your quote will be ready in under 5 minutes.

Visit [velux.co.uk/quickquote](https://www.velux.co.uk/quickquote)

Why solar and electric?

Designed to redefine the way you air out and control natural light in your home. VELUX solar and electric roof windows offer unparalleled convenience, allowing you to open and close them with a simple touch of a switch or your smartphone.

Improved comfort and well-being

Invite fresh air and daylight in, to create a healthy home that's aired out more often, for a comfortable and energy-efficient indoor climate. Solar roof windows are also designed to store energy, allowing you to operate them even on cloudy days.



Rain sensor on VELUX solar roof window

They enhance ventilation, improve natural lighting and can even be integrated into your smart home system for added functionality. Solar options provide the additional benefit of using solar power to operate your roof window.

Automatic protection from bad weather

Solar and electric roof windows feature a built-in rain sensor that automatically closes the roof window when it rains, allowing you to ventilate without having to worry about the weather or water damage.

Easy installation

As easy to install as a manual roof window. A solar operated roof window requires no wiring while an electric version is easily connected to a power supply.

Many manual roof windows can be upgraded to solar versions using our upgrade kits. Read more on page 148.



Save valuable energy

Whatever the time of year, you can ventilate your home efficiently with minimal energy loss.


Blinds and shutters can help save energy and improve indoor comfort throughout the year. In winter, blackout energy pleated interior blinds keep the room cosy, while in summer, Anti-heat blinds or shutters effectively reduce overheating.

Always in control

Solar and electric roof windows offer you more control in the palm of your hand - at home or on the go. Manage daylight, temperature and even air quality effortlessly with our range of remotes and apps. Read more on page 23.



VELUX solar and electric product range



Sloping roof windows



Flat roof windows



Blinds



Shutters

Roof windows

Our solar and electric roof windows are available in a wide range of sizes and styles for sloping and flat roof projects. Providing ultimate comfort and convenience.

For more information see page 27.

Blinds and shutters

Solar and electric blinds and Anti-heat shutters offer a superior automated solution that guarantees all year round comfort. Control heat and block out light at the touch of a switch or your smartphone.

For more information see page 89.

Extended 10-year guarantee on solar and electric roof windows

The standard guarantee for solar and electric roof windows is 5 years. You can extend this period by an additional 5 years by simply registering your VELUX roof window.



Standard 5-year guarantee

All solar and electric roof windows come with an impressive 5-year standard guarantee to support the durability and reliability of our products.

Exclusive 5-year extended guarantee

Enjoy an additional 5-year guarantee and extend your total coverage to 10 years by registering your products at velux.co.uk/extendedwarranty



Focus

Free VELUX App Control available with all solar and electric roof windows

When you purchase any of our solar and electric roof windows, you can claim a free VELUX App Control gateway.

This gateway is your key to unlocking additional benefits of your solar and electric roof windows, providing complete control from your smartphone.

How to order

To claim your free VELUX App Control gateway, download the VELUX ACTIVE app from the App Store or Google Play Store on your smartphone. Follow the in-app process to order the VELUX App Control gateway. Visit velux.co.uk/freeapp to learn more.

Discover more about the VELUX App Control gateway on page 24.





VELUX
Dormer

Easy installation

The installation can often be done in just one day. As a result, your roof is only briefly open during the installation process.



Flexible designs and accessories

Choose between a white maintenance-free or white painted interior finish. If you are looking to take the hassle out of cleaning and maintenance, opt for a white maintenance-free finish.

Selecting solar or electric operation offers the ultimate convenience and control – at home or on the go.

The Mini dormer comes in various options of 1, 2 or 3 roof windows side-by-side. The Dormer is available with 4 or 6 roof windows.

Add the finishing touch with internal blinds and external Anti-heat blinds and shutters for all year round comfort.

Discover more about the VELUX Dormer and Mini dormer roof window systems from page 62.

Creating more daylight just got even easier

Whether you're converting a loft, adding a home office, or brightening up a bedroom – VELUX Dormer and VELUX Mini dormer roof window systems provide the perfect solution to increase space, daylight and fresh air in your home.



More space

Extra space is hard to find in your home. VELUX Dormer roof window systems provide more headroom, making the room feel more spacious and comfortable. This extra space can make all the difference, especially in smaller loft spaces.

More daylight

Natural light plays a crucial role in creating a warm, inviting atmosphere in any home.

A VELUX Dormer will provide up to 2.5 times more daylight compared to a traditional dormer with the same glazing area.

A VELUX Mini dormer will provide up to 1.5 times more daylight based on the same comparison.



VELUX
Mini
dormer

Focus
Finishes

Different finishes
for different needs

Choose your
preferred finish

Our roof windows come in different finishes to match your needs and preferences on maintenance, durability and look.

White maintenance-free

The most durable and robust finish that is completely maintenance-free.

- **Moisture-resistant:**
The ideal choice for all room types no matter the level of moisture or condensation.
- **Wipeable surface:**
The seamless corners and robust material make it quick and easy-to-clean.
- **Outstanding quality:**
A wooden core encased in a hard-wearing, waterproof white polyurethane mould.

White painted

High-quality natural pine treated with a water-based white paint for a discreet wood grain look.

- **Maintenance:**
We recommend that VELUX white painted roof windows should be sanded and repainted approximately every 7 years.
- **Look and design:**
A white painted wood for those looking for a simple bright white finish.
- **Durability:**
White, water-based lacquer protects the wood frame from everyday levels of dirt and moisture.

Recommended



	No repainting needed	•	•	•	•
	Moisture resistant	•	•	•	•
	Robust material	•	•	•	•
	Easy-to-clean	•	•	•	•
	Smooth surface	•	•	•	•
	Seamless corners	•	•	•	•

	No repainting needed	•	•	•	•
	Moisture resistant	•	•	•	•
	Robust material	•	•	•	•
	Easy-to-clean	•	•	•	•
	Smooth surface	•	•	•	•
	Seamless corners	•	•	•	•



Focus
Heritage conservation
roof window

Designed to complement heritage and conservation

Sensitively enhancing the future value of historical buildings

The Heritage conservation roof window is designed to look like a traditional roof window, fitting seamlessly into the historic aesthetic of older buildings. Slim, elegant and sitting flush to the roofing materials, it blends beautifully into historical roofs.

Drawing inspiration from the past, present and future, it enhances modern indoor living and transforms spaces into favourite places.

Designed for heritage

Co-created with conservation specialists and specifically designed to be in keeping with heritage aesthetics of traditional buildings and properties located in conservation areas.

- Black, slim profiles create a traditional cast-iron look.
- Flush to the slates, blending beautifully into the roof.
- Glass-to-edge design for a clean, aesthetic appearance.
- Pro flashing set for profiled roofing materials up to 90mm, ensuring seamless and flush integration into the roof.





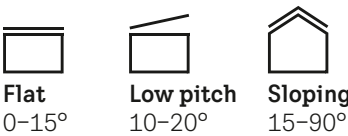
Roof window selection guide

Natural light is essential to your well-being. Use the 7-step guide to ensure you get the right solution for your project.



1. Identify the roof pitch

Regardless of the roof pitch there is a VELUX solution. VELUX roof windows can be installed in all roof types:



2. Calculate the right amount of daylight

- The size and number of roof windows are fundamental to how the space will look and feel.
- We recommend the glazed area is approximately 20% of the floor area.
- This can be achieved with easy-to-install VELUX roof window combinations.
- Roof windows bring in twice as much daylight as façade windows.


3. Choose the operation

- For ultimate convenience and comfort, we recommend VELUX solar roof windows.
- Easily installed, no wiring required.
 - Operates even in cloudy weather.
 - Integrated rain sensor closes the roof window in the event of rain.
- Read more on page 10.



4. Choose the interior finish

- For the most durable and robust result, choose a white maintenance-free finish.
- Moisture resistant, ideal for all room types.
 - Wipeable surface with seamless corners.
 - Wooden core encased in a hard-wearing, waterproof white polyurethane mould.
- Read more on page 17.



5. Choose the glazing

- To achieve improved energy efficiency we recommend triple glazing.
- All the features of standard double glazing with additional thermal insulation and heat protection.
 - Rain noise reduction for an undisturbed sleep.
- Read more on page 162.



6. Flashing and installation

- VELUX flashings provide a durable 100% watertight and weather-proof seal.
- Most VELUX flashings come with installation products included as standard to suit a wide range of roofing materials.
 - We recommend using recessed flashings to provide a sleek and streamlined finish.
- Read more on page 69.



7. Choose blinds and shutters

- For better indoor comfort we recommend roof windows with blinds and exterior heat protection.
- Exterior heat protection adds insulation, protection from heat and the elements, enhanced rain noise reduction and daylight control.
 - Interior blinds provide blackout or light dimming and decoration.
 - All solutions provide a perfect fit, long-lasting performance and are easy to install.
- Read more on page 89.







Remotes and Apps

A variety of remote controls and apps are available to operate your VELUX roof windows, blinds and shutters. A range of solutions that empower you to take control of your indoor comfort with ease, while enjoying the full benefits of daylight and fresh air.



Easy control options for your VELUX solar and electric products

Operate all your solar and electric roof windows, blinds and shutters with either a remote or an app.

	Remotes		Smartphone control	
	Included with all solar and electric products*			
				
	Basic wall switch VELUX Wall switch KLI 311/312/313**	Multiple product switch VELUX Touch KLR 300	VELUX App VELUX App Control KIG 300	VELUX App with sensor VELUX ACTIVE with NETATMO KIX 300**
Open/stop/close function	✓	✓	✓	✓
No WiFi needed	✓	✓		
Quick in-room access to key functions		✓		
Control multiple roof windows, blinds and shutters		✓	✓	✓
Ventilation timer		✓	✓	✓
Grouping of products for different rooms			✓	✓
Schedules for daily routines			✓	✓
Voice control			✓	✓
Measurement of temperature, CO ₂ and humidity				✓
Automatic ventilation and heat protection			✓	✓
Indoor air quality overview				✓
Price		110	90	185

* VELUX wall switch is included with every purchase of any solar or electric product. Additional purchases can be made for a more advanced control solution.

** Assortment of switches for interior or exterior accessories see page 148.

All prices in GBP (£)

Scan below to learn more about the range of control options



Multiple product switch

VELUX Touch
VELUX Touch is a multiple product switch that makes it easy to operate solar and electric roof windows, blinds and shutters. Control ventilation, block sunlight or close blinds with one master switch.



VELUX App

VELUX App Control
VELUX App Control is an app that makes it possible to operate all VELUX solar and electric products from a smartphone, enabling easy operation of roof windows, blinds and shutters.



VELUX App with sensor

VELUX ACTIVE with NETATMO
VELUX ACTIVE is an app with a sensor that can be used to operate all solar and electric products from a smartphone. It uses indoor climate sensors to monitor temperature, CO₂ and humidity in the home.



Transform your home with a double roof window solution

Where there is space for one roof window, there is often space for two. With a side-by-side roof window combination, you more than double the daylight and view compared to a single roof window.

Roof windows

Roof window Page 28

- Solar and electric, centre-pivot
- Manual, centre-pivot
- Electric, top-hung
- Manual, top-hung
- Manual, Low pitch
- Heritage conservation
- Conservation

Roof window combinations Page 42

- Integrated side-by-side
- Integrated triple
- Quattro
- Duo
- Sloping and fixed
- Sloping and vertical
- Roof balcony
- 3in1 solar, centre-pivot
- 3in1 manual, centre-pivot
- 3in1 manual, top-hung
- Dormer
- Mini dormer

Special application roof windows Page 66

- Cold room
- Smoke ventilation





AUTO

Rain sensor integrated into the roof window

THIRD-PARTY VERIFIED



Product Environmental Declaration



Scan to watch the product benefit video



Solar and Electric centre-pivot

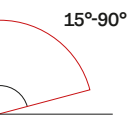
Centre-pivot roof window: GGU and GGL

Experience effortless control with VELUX automated roof windows. Choose between solar or electric operation. Open and close your roof window with the wireless wall switch. Integrated rain sensors automatically close the roof window when the weather changes. Perfect for out-of-reach areas or simply making life easier.


- Integrated rain sensor for automatic closing.
- Basic wall switch included, see page 24.
- Solar – battery charges even in cloudy weather.
- Solar – easy installation with no wiring needed.
- Fully charged battery can open and close the roof window more than 100 times (solar only).

Find EPDs at velux.co.uk/technical-library

Roof pitch




Interior finish options



Recommended

White maintenance-free
The most durable and robust finish that is completely maintenance-free



White painted

High quality natural pine treated with a water-based white paint for a discreet wood grain look

Glazing options	Double glazing	Triple glazing	Triple glazing
	--70	--68	--66
 Rain noise reduction	✓	✓	✓
 Safety lamination	✓	✓	✓
 Toughened glass	✓	✓	✓
 UV filter	✓	✓	✓
 Easy-to-clean			✓
 Anti-dew			✓

Thermal transmittance of glazing (U _g -value)	1.0	0.7	0.6
--	-----	-----	-----


Read more about glazing specifications on page 162.


Blinds and shutters

- Consider interior blinds for light control, and exterior Anti-heat blinds or shutters for added heat protection.












Read more on page 89.

Remotes and Apps

-  Easily control your VELUX solar and electric products with our remote controls or apps.


-  Free App Control included. Read more at velux.co.uk/freeapp



External frame sizes (w×h) cm	U-VALUE	CK02	CK04	CK06	FK06	MK04	MK06	MK08	PK06	PK08	SK06	UK04
	W/m² K	55×78	55×98	55×118	66×118	78×98	78×118	78×140	94×118	94×140	114×118	134×98
												

Solar centre-pivot

White maintenance-free


	GGU 007030	1.3	775	798	817	867	835	895	950	950	1,047	1,065	1,038
	GGU 006830	1.1	855	883	905	966	927	999	1,065	1,065	-	1,203	1,170
	GGU 006630	1.0	975	1,010	1,038	1,114	1,065	1,155	1,238	1,238	1,383	1,410	1,369

Recommended blinds and shutters

MSL 5060	Solar Anti-heat blind (exterior)	246	264	272	282	280	294	310	320	336	342	338
DSL Standard Collection	Solar Blackout blind (interior)	180	184	192	198	196	202	208	210	220	224	228

Electric centre-pivot

White maintenance-free

	GGU 007021U	1.3	775	798	817	867	835	895	950	950	1,047	1,065	1,038
	GGU 006821U	1.1	855	883	905	966	927	999	1,065	1,065	1,181	1,203	1,170
	GGU 006621U	1.0	975	1,010	1,038	1,114	1,065	1,155	1,238	-	1,383	1,410	1,369

Recommended blinds and shutters

MML 5060	Electric Anti-heat blind (exterior)	246	264	272	282	280	294	310	320	336	342	338
DML Standard Collection	Electric Blackout blind (interior)	180	184	192	198	196	202	208	210	220	224	228

All prices in GBP (£)
Find all sizes and prices at velux.co.uk



Manual centre-pivot

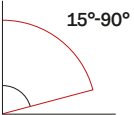
Centre-pivot roof window: GGU and GGL

The classic VELUX roof window is operated by a neatly designed and convenient top control bar that allows you to open and close the roof window even with furniture placed underneath it. It also features a ventilation flap so you can air out your space while the roof window is closed.

- Convenient top opening with integrated ventilation.
- Ventilation filter protects against dust and insects.
- Easy to rotate the roof window and clean the outer glass.
- Easily add blinds by simply clicking them into the patented mounting brackets.

Find EPDs at [velux.co.uk/technical-library](https://www.velux.co.uk/technical-library)

Roof pitch



Interior finish options

	Recommended
	White maintenance-free The most durable and robust finish that is completely maintenance-free
	White painted High quality natural pine treated with a water-based white paint for a discreet wood grain look

Glazing options	Double glazing --70	Triple glazing --68	Triple glazing --66	Triple glazing --62
Rain noise reduction	✓	✓	✓	✓
Safety lamination	✓	✓	✓	✓
Toughened glass	✓	✓	✓	✓
UV filter	✓	✓	✓	✓
Easy-to-clean			✓	
Anti-dew			✓	✓

Thermal transmittance of glazing (U _g -value)	1.0	0.7	0.6	0.5
--	-----	-----	-----	-----

Read more about glazing specifications on page 162.

Blinds and shutters

- Consider interior blinds for light control, and exterior Anti-heat blinds or shutters for added heat protection.

Read more on page 89.

Out-of-reach

- If your roof window is out-of-reach, we recommend a solar or electric roof window.

Read more on page 28.



	U _w -VALUE	CK02	CK04	CK06	FK06	MK04	MK06	MK08	PK06	PK08	SK06	UK04
External frame sizes (w×h) cm	W/m² K	55×78	55×98	55×118	66×118	78×98	78×118	78×140	94×118	94×140	114×118	134×98

White maintenance-free

	GGU 0070	1.3	400	423	442	492	460	520	575	575	672	690	663
	GGU 0068	1.1	480	508	530	591	552	624	690	690	806	828	795
	GGU 0066	1.0	600	635	663	739	690	780	863	863	1,008	1,035	994
	GGU 0062	0.92	717	758	791	881	824	931	1,030	1,030	1,202	1,235	-
	GGU 0070Q*	1.3	559	582	-	651	619	679	734	734	831	849	822

White painted

	GGL 2070	1.3	356	376	393	438	409	462	511	511	597	614	589
	GGL 2068	1.1	427	452	471	525	491	555	614	614	717	736	707
	GGL 2066	1.0	534	564	589	656	614	693	767	767	896	920	883
	GGL 2062	0.96	637	674	703	783	732	827	915	915	1,069	1,098	-
	GGL 2070Q*	1.3	515	535	-	597	568	621	670	670	756	773	748

Recommended blinds and shutters

MSL 5060	Solar Anti-heat blind (exterior)	246	264	272	282	280	294	310	320	336	342	338
DSL Standard Collection	Solar Blackout blind (interior)	180	184	192	198	196	202	208	210	220	224	228

* Special enhanced security window fitted with toughened laminated glass combined with a reinforced construction and extra locks.

All prices in GBP (£)
Find all sizes and prices at [velux.co.uk](https://www.velux.co.uk)



Electric top-hung

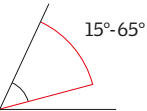
Top-hung roof window: GPU

This electrically operated top-hung roof window is designed for a panoramic view. With one touch of the wall switch, the roof window opens outwards, giving you a balcony-like feeling. The integrated rain sensor automatically closes the roof window when the weather changes, so you never have to worry about leaving the roof window open when airing out.

- Automatic rain sensor closes the roof window when it rains.
- Full 45° opening allows for stunning views.
- Provides fresh air, better indoor comfort and home security.
- Basic wall switch included, see page 24.

Find EPDs at [velux.co.uk/technical-library](https://www.velux.co.uk/technical-library)

Roof pitch



Interior finish options

Recommended

White maintenance-free

The most durable and robust finish that is completely maintenance-free

Glazing options

	Double glazing --70	Triple glazing --66
Rain noise reduction	✓	✓
Safety lamination	✓	✓
Toughened glass	✓	✓
UV filter	✓	✓
Easy-to-clean		✓
Anti-dew		✓
Thermal transmittance of glazing (U _g -value)	1.0	0.6

Read more about glazing specifications on page 162.

Compatibility

- VELUX electric top-hung roof window is only compatible with manual or solar-powered blinds.
- Not compatible with twin flashings and insulated replacement flashings.

Blinds and shutters

- Consider interior blinds for light control, and exterior Anti-heat blinds or shutters for added heat protection.

Read more on page 89.

Remotes and Apps

- Easily control your VELUX electric products with our remote controls or apps.

- Free App Control included. Read more at [velux.co.uk/freeapp](https://www.velux.co.uk/freeapp)



		U _w -VALUE	FK06	FK08	MK06	MK08	PK06	PK08	SK06	SK08
External frame sizes (w×h) cm		W/m² K	66×118	66×140	78×118	78×140	94×118	94×140	114×118	114×140
White maintenance-free										
Electric	GPU 007021U	1.3	1,157	1,203	1,185	1,240	1,240	1,337	1,355	1,397
	GPU 006621U	1.0	1,404	1,473	1,445	1,528	1,528	1,673	1,700	1,762
Profile set*			WK06	WK08	WK06	WK08	WK06	WK08	WK06	WK08
ZWP WK06 0000			55	-	55	-	55	-	55	-
ZWP WK08 0000			-	59	-	59	-	59	-	59
Recommended blinds and shutters										
MML 5060**	Electric Anti-heat blind (exterior)		282	294	294	310	320	336	342	366
DSL Standard Collection	Solar Blackout blind (interior)		198	202	202	208	210	220	224	230

* Required for recessed installations of electric top-hung roof windows (EDN and EDJ flashing kits).

** ZOZ 229S needed for installation on GPU electric.

All prices in GBP (£)
Find all sizes and prices at [velux.co.uk](https://www.velux.co.uk)



Manual top-hung

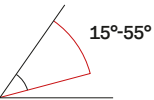
Top-hung roof window: GPU and GPL

Use the elegant handle at the bottom to open the roof window outwards, lean out and enjoy a panoramic view of the outdoors with the VELUX top-hung roof window. The outward-opening roof window creates a balcony-like feel when opened and is our recommended choice for loft conversions. It also features a ventilation bar, allowing you to air out your space while the roof window remains closed.

- Easy opening for a panoramic view.
- Ventilation filter protects against dust and insects.
- Easy to rotate the roof window and clean the outer glass.
- Easily add blinds by simply clicking them into the pre-fitted mounting brackets.

Find EPDs at [velux.co.uk/technical-library](https://www.velux.co.uk/technical-library)

Roof pitch



Suitable for roof pitches between 15° and 55°
Also suitable for roof pitches between 55° and 75° with special springs. Please specify when ordering

Interior finish options

Recommended	
	White maintenance-free The most durable and robust finish that is completely maintenance-free
	White painted High quality natural pine treated with a water-based white paint for a discreet wood grain look

Glazing options

	Double glazing --70	Triple glazing --68	Triple glazing --66
Rain noise reduction	✓	✓	✓
Safety lamination	✓	✓	✓
Toughened glass	✓	✓	✓
UV filter	✓	✓	✓
Easy-to-clean			✓
Anti-dew			✓
Thermal transmittance of glazing (U _g -value)	1.0	0.7	0.6

Read more about glazing specifications on page 162.

Blinds and shutters

- Consider interior blinds for light control, and exterior Anti-heat blinds or shutters for added heat protection.

Read more on page 89.


Out-of-reach

- If your roof window is out-of-reach, we recommend solar or electric roof windows.

Read more on page 28.



External frame sizes (w×h) cm	U _w -VALUE W/m² K	CK04	CK06▲	FK06▲	MK04▲	MK06▲	MK08▲	PK06▲	PK08▲	PK10▲	SK06▲	UK04▲
		55×98	55×118	66×118	78×98	78×118	78×140	94×118	94×140	94×160	114×118	134×98

White maintenance-free													
 Manual	GPU 0070	1.3	613	632	682	650	710	765	765	862	899	880	-
	GPU 0068	1.1	698	720	781	742	814	880	880	996	1,040	1,018	-
	GPU 0066	1.0	825	853	929	880	970	1,053	1,053	1,198	1,253	1,225	-
	GPU 0062	0.96	948	981	1,071	1,014	1,121	1,220	1,220	1,392	1,458	1,425	-

White painted														
	Manual	GPL 2070	1.3	566	583	628	599	652	701	701	787	820	804	779
		GPL 2068	1.1	642	661	715	681	745	804	804	907	946	926	897
		GPL 2066	1.0	754	779	846	804	883	957	957	1,086	1,135	1,110	1,073

Recommended blinds and shutters														
MSL 5060	Solar Anti-heat blind (exterior)	264	272	282	280	294	310	320	336	352	342	338		
DSL Standard Collection	Solar Blackout blind (interior)	184	192	198	196	202	208	210	220	228	224	228		
DKL Standard Collection	Manual Blackout blind (interior)	76	84	90	88	94	100	102	112	120	116	120		

▲ Sizes suitable for emergency escape requirements.
All prices in GBP (£)
Find all sizes and prices at [velux.co.uk](https://www.velux.co.uk)



Manual centre-pivot for low pitch roofs

Made for homes with low pitches (10°-20°): GBL

Perfect for bringing daylight and fresh air into single-storey extensions, the Low pitch roof window is the best solution for roofs with a pitch between 10°-20°. The product is designed to be fully watertight at a low pitch and features glass-to-edge technology, ensuring a seamless and aesthetic installation.

- Tested in one of northern Europe's largest wind tunnels for wind and water resistance.
- Fast and simple installation.
- Available with EDG flashing for profiled tiles ranging from 15mm to 120mm, approved for roof pitches between 10° and 20°.
- Available with EDQ flashing for click metal roofs with standing seams ranging between 25mm to 35mm, approved for roof pitches between 10° and 20°.

Find EPDs at [velux.co.uk/technical-library](https://www.velux.co.uk/technical-library)

Roof pitch



Interior finish options

White painted
High quality natural pine treated with a water-based white paint for a discreet wood grain look

Glazing options

		Triple glazing -- 15
	Rain noise reduction	✓
	Safety lamination	✓
	Toughened glass	✓
	UV filter	✓
	Easy-to-clean	
	Anti-dew	
Thermal transmittance of glazing (U _g -value)		0.7

Read more about glazing specifications on page 162.

Blinds and shutters

- Consider interior blinds for light control, and exterior Anti-heat blinds or shutters for added heat protection.

Read more on page 89.

Upgrade to a solar roof window

- Upgrade to a solar roof window with the conversion kit (KSX). Includes a rain sensor that closes the roof window when it rains.
- Compatible with all sizes except SK01.

Read more on page 148.



External frame sizes (w×h) cm	U _w -VALUE	CK04	MK04	MK06	MK08	PK04	SK01	SK06
	W/m² K	55×98	78×98	78×118	78×140	94×98	114×70	114×118

White painted										
Manual	GBL S10G03*	For profiled tiles up to 120mm	1.3	630	690	766	840	781	886	989
	GBL S10G05**	For click metal roofs between 25-35mm	1.3	607	665	740	811	752	-	958

Recommended blinds and shutters										
DKL Standard Collection	Manual Blackout blind (interior)		76	88	94	100	100	108	116	

* Package includes roof window, flashing, Insulation BDx and Underfelt collar BFX suitable for installation into profiled tiles up to 120mm.

** Package includes window, EDQ flashing, underfelt collar and insulation collar BDx suitable for installation into click metal roofs between 25-35mm.

All prices in GBP (£)
Find all sizes and prices at [velux.co.uk](https://www.velux.co.uk)



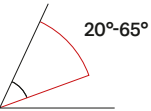
Heritage conservation roof window

Ideal for heritage, conservation and historical properties: GCL

The Heritage conservation roof window is designed to be in keeping with heritage aesthetics of historical buildings. Slim, elegant and sitting flush to the slates, it blends beautifully into the roofing materials. Thoughtfully co-created with Architects and Conservation Officers, it enhances modern living, while maintaining the building's original character.

- Sleek, slim-fit profile for an appearance in line with historic heritage.
- Authentic top-hung design.
- Crafted glass-to-edge technology for a clean appearance.
- Central glazing bar for period authenticity.
- Flashing set for slate, plain and profiled tile roofs, for simple installation (no need for manual lead flashing).
- Original hand-winder for natural ventilation.

Roof pitch



Interior finish options



White painted
High quality natural pine treated with a water-based white paint for a discreet wood grain look

Glazing options

		Double glazing --01
	Rain noise reduction	✓
	Safety lamination	✓
	Toughened glass	✓
	UV filter	✓
	Easy-to-clean	✓
	Anti-dew	

Thermal transmittance of glazing (U_g-value) 1.1

Read more about glazing specifications on page 162.

New glazing

- New high performance glazing with excellent energy efficiency available from Autumn 2026.



Scan for more information from Summer 2026.

Blinds

- Compatible with translucent and blackout pleated blinds FHL and FHC for full control over light levels.

Read more on page 89.

Installation

- Flashing set for easier and faster installation, no time-consuming customisation with lead required.
- Can be installed from the inside or outside for ultimate convenience.

Read more on page 69.

More daylight

- Up to 16% more daylight than VELUX Conservation roof window (GGL/GPL 2570H).



External frame sizes (w×h) cm	U _w -value	CC04	CC06	FC06	FC08	MC06	MC08	PC08	SC08	SC10
	W/m² K	55×98	55×118	66×118	66×140	78×118	78×140	94×140	114×140	114×160

Top-hung white painted

	Manual	GCL 2501H	1.3	753	785	875	957	924	1,023	1,194	1,301	1,440
--	--------	-----------	-----	-----	-----	-----	-----	-----	-------	-------	-------	-------

Pro flashing set including Underfelt collar (BFX)

EDU 1500	For slate or plain tiles up to 14mm	203	212	228	239	239	255	285	301	312
EDV 1500	For profiled roofing materials up to 90mm	203	212	228	239	239	255	285	301	312

Recommended interior blinds

	FHC Manual	Standard	Blackout energy pleated blinds	100	110	116	122	122	130	146	158	176
	FHL Manual	Standard	Translucent pleated blinds	88	98	104	108	108	116	130	140	156

All prices in GBP (£)
Find all sizes and prices at velux.co.uk



Conservation roof window

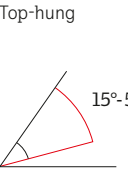
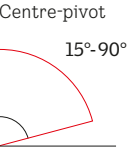
The contemporary choice for traditional properties: GGL H and GPL H

The Conservation roof window is the perfect combination of the past and present. The roof window’s black exterior profile and glazing bar blend seamlessly into the roof to match the building’s original characteristics.

Its additional features offer you the same convenience as a standard VELUX roof window.

- Traditional external appearance.
- A choice of centre-pivot or top-hung opening styles to suit your space.
- Top control bar with integrated ventilation.
- Fresh air even when the roof window is closed.
- Pivot function for easy cleaning.

Roof pitch



The top-hung roof window is suitable for roof pitches between 15°-55°, also suitable for roof pitches between 55° and 75° with special springs. Please specify when ordering.

Interior finish options

White painted

High quality natural pine treated with a water-based white paint for a discreet wood grain look

Glazing options		Double glazing -- 70
	Rain noise reduction	✓
	Safety lamination	✓
	Toughened glass	✓
	UV filter	✓
	Easy-to-clean	
	Anti-dew	
Thermal transmittance of glazing (U _g -value)		1.0
Read more about glazing specifications on page 162.		

Blinds and shutters

- Consider interior blinds for light control, and exterior Anti-heat blinds or shutters for added heat protection.

Read more on page 89.

Upgrade to a solar roof window

- Upgrade to a solar roof window with the conversion kit (KSX). Includes a rain sensor that closes the roof window when it rains.
- Compatible with centre-pivot Conservation roof windows (GGL).

Read more on page 148.



External frame sizes (w×h) cm			U _w -VALUE	CK04	CK06	FK06	MK06	MK08	UK04	
			W/m² K	55×98	55×118	66×118	78×118	78×140	134×98	
Centre-pivot white painted										
	Manual	GGL SD5N2	GGL 2570 roof window + EDN recessed flashing for slate up to 8mm thick (min 20°)	1.3	722	749	832	881	947	1,115
		GGL S15P01	GGL 2570 roof window + EDP flashing for plain tiles up to 14mm thick (min 25°)	1.3	641	664	741	784	844	994
		GGL S15W01	GGL 2570 roof window + EDW flashing for tiles up to 120mm in profile (min 15°)	1.3	641	664	741	784	844	994
		GGL SD5J2	GGL 2570 roof window + EDJ recessed flashing for tiles up to 90mm in profile (min 20°)	1.3	717	744	826	874	940	1,106
Top-hung white painted										
	Manual	GPL SD5N2	GPL 2570 roof window + EDN recessed flashing for slate up to 8mm thick (min 20°)	1.3	-	-	-	-	1,137	-
		GPL S15P01	GPL 2570 roof window + EDP flashing for plain tiles up to 14mm thick (min 25°)	1.3	-	-	-	-	1,034	-
		GPL S15W01	GPL 2570 roof window + EDW flashing for tiles up to 120mm in profile (min 15°)	1.3	-	-	-	-	1,034	-
		GPL SD5J2	GPL 2570 roof window + EDJ recessed flashing for tiles up to 90mm in profile (min 20°)	1.3	-	-	-	-	1,130	-
Recommended blinds and shutters										
DKL Standard Collection		Manual Blackout blind (interior)			76	84	90	94	100	120

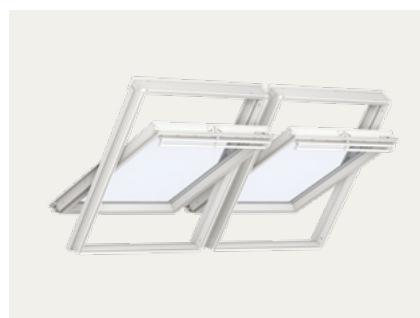
All prices in GBP (£)
Find all sizes and prices at [velux.co.uk](https://www.velux.co.uk)

Combine your roof windows

Add additional roof windows and instantly improve the feeling of space and openness in your home.

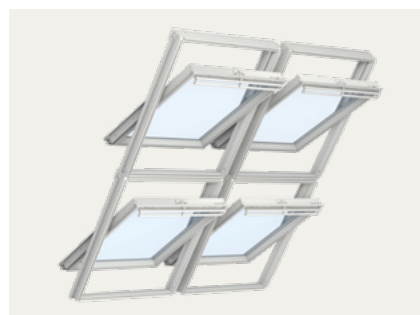
It is easy to combine multiple roof windows to expand your view and bring more daylight and fresh air in. Select from our recommended solutions or create your own from virtually any combination of VELUX roof windows.

- Create a solution that meets your specific needs.
- Enjoy enhanced views and more daylight.
- Benefit from an enhanced feeling of spaciousness.



Integrated side-by-side and triple

Add extra wow factor to your room with our side-by-side and triple combinations. These solutions feature adjacent roof windows that provide more daylight and allow you to enjoy panoramic views to the world outside.



Quattro


This four roof window solution creates a stunning centrepiece around your outdoor view and dramatically increases the amount of daylight and sense of space in your room.



Duo

Ideal for narrow spaces, such as above stairs, this solution maximises daylight in often dark and overlooked spaces. Enhance the feeling of space and create a beautiful architectural feature.





Integrated side-by-side

An integrated solution with no intrusive rafter


Where there is room for one roof window, there is often room for two. The VELUX Integrated side-by-side solution features adjacent roof windows that create a stunning architectural feature. Flood your room with light and enjoy a feeling of spaciousness.

By trimming the rafter, you reduce the amount of protruding wall between the roof windows to ensure a more integrated roof window with an elegant end result.

The all-in-one installation package contains everything you need for hassle-free installation, including a flat click-on cover plate for the frame gap between the roof windows.


Find EPDs at [velux.co.uk/technical-library](https://www.velux.co.uk/technical-library)

Roof pitch

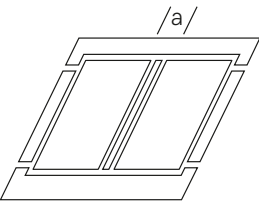


Details

- The Integrated side-by-side provides a more elegant finish with no intrusive rafter between the roof windows.
- Installation principle in roof construction.



Flashing



The flashing set contains

- Flashing
- Insulation collar, BDx
- Underfelt collar, BFX
- Cover plate
- Bearing beams

Blinds and shutters

- Consider interior blinds for light control, and exterior Anti-heat blinds or shutters for added heat protection.

Read more on page 89.

Remotes and Apps

Easily control your VELUX solar and electric products with our remote controls or apps.

Free App Control included. Read more at [velux.co.uk/freeapp](https://www.velux.co.uk/freeapp)



Popular combinations

	UNITS	FK06	MK04	MK06	MK08	PK06	PK08	PK10	SK06	SK08	UK04	UK08
Individual external frame sizes (w×h) cm		66×118	78×98	78×118	78×140	94×118	94×140	94×160	114×118	114×140	134×98	134×140

Roof window example

GGU 0070	2	492	460	520	575	575	672	709	690	732	663	805
----------	---	-----	-----	-----	-----	-----	-----	-----	-----	-----	-----	-----

Flashing for 18mm frame distance

EBW 4021B2*	For profiled roofing material up to 120mm	1	539	532	563	597	618	649	671	668	704	692	752
EBL 4021B2*	For slate up to 8mm thick	1	539	532	563	597	618	649	671	668	704	692	752

Flashing for 100mm frame distance

EKW 4021E2*	For profiled roofing material up to 120mm	1	521	514	543	576	596	626	647	645	680	668	725
EKL 4021E2*	For slate up to 8mm thick	1	521	514	543	576	596	626	647	645	680	668	725

Total price example

Roof windows, flashings and installation products	3	1,505	1,434	1,583	1,726	1,746	1,970	2,065	2,025	2,144	1,994	2,335
---	---	-------	-------	-------	-------	-------	-------	-------	-------	-------	-------	-------

Recommended blinds and shutters

MSL 5060	Solar Anti-heat blind (exterior)	2	282	280	294	310	320	336	352	342	366	338	396
----------	----------------------------------	---	-----	-----	-----	-----	-----	-----	-----	-----	-----	-----	-----

* Includes installation products (BDX 2000, bearing beams and cover plate).

All prices in GBP (£)
Find all flashing types, sizes and prices at [velux.co.uk](https://www.velux.co.uk)



Integrated triple

An integrated solution with no intrusive rafters


Add extra wow factor to your room with the VELUX Integrated triple solution. This solution features three adjacent roof windows providing even more daylight and allowing you to enjoy a widescreen panoramic view to the world outside.

By trimming the rafter, you reduce the protruding wall between the roof windows, resulting in a more integrated look and an elegant end result.

The all-in-one installation package contains everything you need for hassle-free installation, including flat click-on cover plate for frame gaps between the roof windows.


Find EPDs at [velux.co.uk/technical-library](https://www.velux.co.uk/technical-library)

Roof pitch

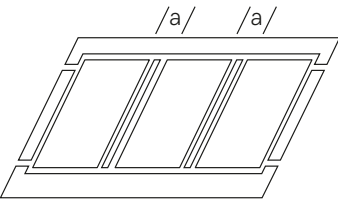


Details

- The Integrated triple solution provides a more elegant finish with no intrusive rafter between the roof windows.
- Installation principle in roof construction.



Flashing



The flashing set contains

- Flashing
- Insulation collar, BDX
- Underfelt collar, BFX
- Cover plates
- Bearing beams

Blinds and shutters

- Consider interior blinds for light control, and exterior Anti-heat blinds or shutters for added heat protection.

Read more on page 89.

Remotes and Apps

Easily control your VELUX solar and electric products with our remote controls or apps.

Free App Control included. Read more at [velux.co.uk/freeapp](https://www.velux.co.uk/freeapp)



Popular combinations

	UNITS	FK06	MK04	MK06	MK08	PK08	PK10	SK06	UK04	UK08
Individual external frame sizes (w×h) cm		66×118	78×98	78×118	78×140	94×140	94×160	114×118	134×98	134×140

Roof window example

GGU 0070	3	492	460	520	575	672	709	690	663	805
----------	---	-----	-----	-----	-----	-----	-----	-----	-----	-----

Flashing for 18mm frame distance

EBW 4031B2*	For profiled roofing material up to 120mm	1	892	878	932	991	-	-	-	-
EBL 4031B2*	For slate up to 8mm thick	1	892	878	932	991	-	-	-	-

Flashing for 100mm frame distance

EKW 4031E2*	For profiled roofing material up to 120mm	1	864	850	903	960	-	-	-	-
EKL 4031E2*	For slate up to 8mm thick	1	864	850	921	976	-	-	-	-
EKW 3031E2**	For profiled roofing material up to 120mm	1	-	-	-	-	813	850	780	776
EKL 3031E2**	For slate up to 8mm thick	1	-	-	-	-	813	850	780	776

Total price example

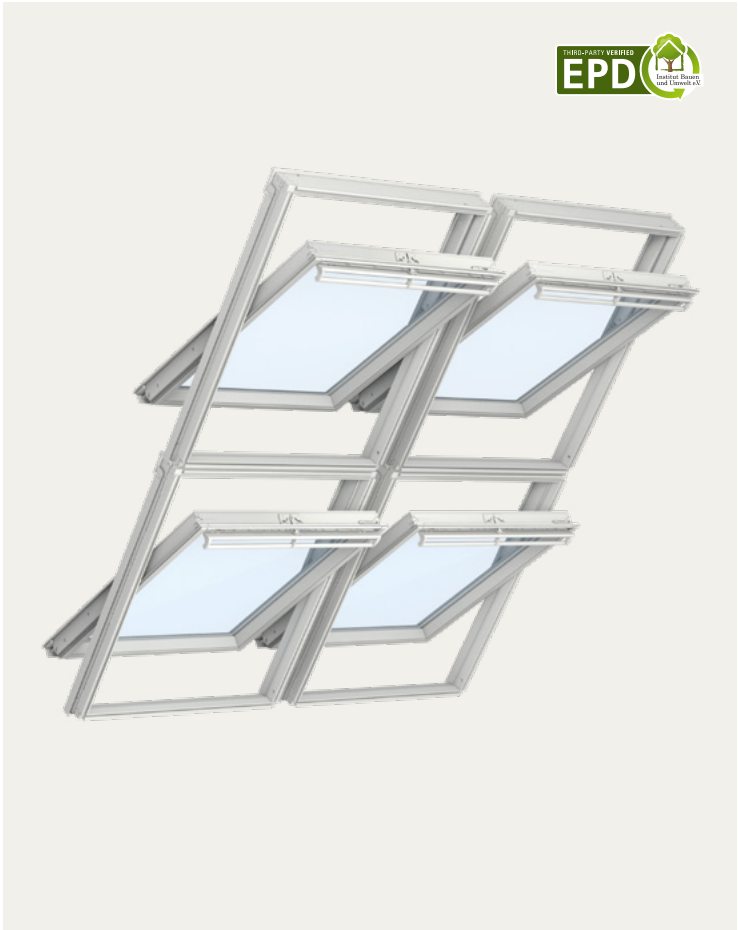
Roof windows, flashings and installation products	4	2,340	2,230	2,463	2,685	2,829	2,977	2,850	2,765	3,293
---	---	-------	-------	-------	-------	-------	-------	-------	-------	-------

Recommended blinds and shutters

MSL 5060	Solar Anti-heat blind (exterior)	3	282	280	294	310	336	352	342	338	396
----------	----------------------------------	---	-----	-----	-----	-----	-----	-----	-----	-----	-----

* Includes installation products (BDX 2000, bearing beams and cover plates).
** Includes installation products (BDX 2000 and cover plates).

All prices in GBP (£)
Find all flashing types, sizes and prices at [velux.co.uk](https://www.velux.co.uk)



Quattro

Double-height expansive view

The VELUX Quattro combination takes the traditional side-by-side installation and doubles it for even more daylight and fantastic floor-to-ceiling views. This four roof window solution creates a dramatic centrepiece, increasing the amount of daylight and the feeling of spaciousness in your room.

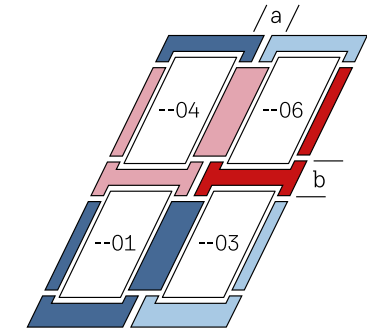
- Floor-to-ceiling views and more daylight.
- Increases the feeling of spaciousness.

Find EPDs at [velux.co.uk/technical-library](https://www.velux.co.uk/technical-library)

Roof pitch



Combination elements



For combination and frame distance see page 80.

Fully customisable

- Available in centre-pivot and top-hung variants.
- Choose from a wide range of sizes.
- Available in our recommended white maintenance-free finish and white painted.

Blinds and shutters

- Consider interior blinds for light control, and exterior Anti-heat blinds or shutters for added heat protection.

Read more on page 89.

Remotes and Apps

Easily control your VELUX solar and electric products with our remote controls or apps.













Free App Control included. Read more at [velux.co.uk/freeapp](https://www.velux.co.uk/freeapp)

Flashing

- For further flashing information read more on page 69.



Popular combinations

	UNITS	FK06	MK04	MK06	MK08	PK06	PK08	PK10	SK06	SK08	UK04	UK08
Individual external frame sizes (w×h) cm		66×118	78×98	78×118	78×140	94×118	94×140	94×160	114×118	114×140	134×98	134×140
												

Roof window example

GGU 0070	4	492	460	520	575	575	672	709	690	732	663	805
----------	---	-----	-----	-----	-----	-----	-----	-----	-----	-----	-----	-----

Flashing for 100mm frame distance

EKW S0229	For profiled roofing material up to 120mm	1	585	585	615	655	697	732	754	726	772	772	831
EKL S0225	For slate up to 8mm thick	1	585	585	615	655	697	732	754	726	772	772	831

Total price example

Roof windows, flashings and installation products	5	2,553	2,425	2,695	2,955	2,997	3,420	3,590	3,486	3,700	3,424	4,051
---	---	-------	-------	-------	-------	-------	-------	-------	-------	-------	-------	-------

Recommended blinds and shutters

MSL 5060	Solar Anti-heat blind (exterior)	4	282	280	294	310	320	336	352	342	366	338	396
----------	----------------------------------	---	-----	-----	-----	-----	-----	-----	-----	-----	-----	-----	-----

All prices in GBP (£)
Find all flashing types, sizes and prices at [velux.co.uk](https://www.velux.co.uk)



Duo

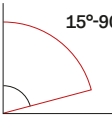
Ideal for narrow rooms

For narrow spaces, such as above stairs, a Duo combination of two VELUX roof windows draws more daylight deep into the room. By adding an additional roof window, you can enhance the feeling of spaciousness, maximise natural light and create an architectural feature in otherwise dark and overlooked spaces.

- Enhanced views and more daylight.
- Increases the feeling of spaciousness.

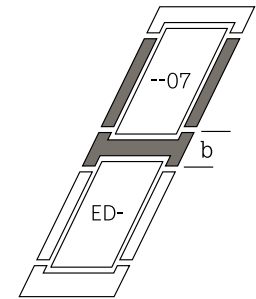
Find EPDs at [velux.co.uk/technical-library](https://www.velux.co.uk/technical-library)

Roof pitch



EKW 15° - 90°
EKL 15° - 90°

Combination elements



For combination and frame distance see page 80.

Fully customisable

- Available in centre-pivot and top-hung variants.
- Choose from a wide range of sizes.
- Available in our recommended white maintenance-free finish and white painted.

Blinds and shutters

- Consider interior blinds for light control, and exterior Anti-heat blinds or shutters for added heat protection.

Read more on page 89.

Remotes and Apps

Easily control your VELUX solar and electric products with our remote controls or apps.

Free App Control included. Read more at [velux.co.uk/freeapp](https://www.velux.co.uk/freeapp)

Flashing

- For further flashing information read more on page 69.



Popular combinations

	UNITS	FK06	MK04	MK06	MK08	PK06	PK08	PK10	SK06	SK08	UK04	UK08
Individual external frame sizes (w×h) cm		66×118	78×98	78×118	78×140	94×118	94×140	94×160	114×118	114×140	134×98	134×140

Roof window example

GGU 0070	2	492	460	520	575	575	672	709	690	732	663	805
----------	---	-----	-----	-----	-----	-----	-----	-----	-----	-----	-----	-----

Flashing

EKW S00W02	For profiled roofing material up to 120mm	1	281	281	295	315	335	352	362	348	371	371	399
EKL S00L02	For slate up to 8mm thick	1	281	281	295	315	335	352	362	348	371	371	399

Total price example

Roof windows, flashings and installation products	3	1,265	1,201	1,335	1,465	1,485	1,696	1,780	1,728	1,835	1,697	2,009
---	---	-------	-------	-------	-------	-------	-------	-------	-------	-------	-------	-------

Recommended blinds and shutters

MSL 5060	Solar Anti-heat blind (exterior)	2	282	280	294	310	320	336	352	342	366	338	396
----------	----------------------------------	---	-----	-----	-----	-----	-----	-----	-----	-----	-----	-----	-----

All prices in GBP (£)
Find all flashing types, sizes and prices at [velux.co.uk](https://www.velux.co.uk)



Sloping and fixed

A sleek solution to increase your view: GIU and GIL

Extend your views with a fixed element that blends seamlessly with the roof window. The window element fills the sloping space between the floor and the bottom of the roof window to provide more expansive views and more natural daylight.

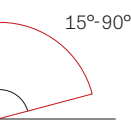
This is the ideal choice if you want to maximise your roof window area.

- Slim connection.
- Extends daylight area.
- Suitable for all rooms.

External frame sizes (w×h) cm	U _w -VALUE W/m² K	FK34	MK34	PK34	SK34	UK34
White maintenance-free						
GIU 0070	1.3	579	731	762	841	877
GIU 0068	1.1	695	877	914	1,009	1,053
GIU 0066	1.0	868	1,097	1,142	1,261	1,316
White painted						
GIL 2070	1.3	-	746	777	858	895
GIL 2068	1.1	-	895	933	1,030	1,074
GIL 2066	1.0	-	1,119	1,166	1,287	1,343

Find EPDs at [velux.co.uk/technical-library](https://www.velux.co.uk/technical-library)
All prices in GBP (£)
Find all types, sizes and prices at [velux.co.uk](https://www.velux.co.uk)

Roof pitch



Interior finish options

Recommended	
	White maintenance-free The most durable and robust finish that is completely maintenance-free
	White painted High quality natural pine treated with a water-based white paint for a discreet wood grain look

Glazing options

	Double glazing --70	Triple glazing --68	Triple glazing --66
Rain noise reduction	✓	✓	✓
Safety lamination	✓	✓	✓
Toughened glass	✓	✓	✓
UV filter	✓	✓	✓
Easy-to-clean			✓
Anti-dew			✓
Thermal transmittance of glazing (U _g -value)	1.0	0.7	0.6

Read more about glazing specifications on page 162.

Blinds and shutters

- Consider interior blinds for light control, and exterior Anti-heat blinds or shutters for added heat protection.

Read more on page 89

Remotes and Apps

- Easily control your VELUX solar and electric products with our remote controls or apps.

- Free App Control included. Read more at [velux.co.uk/freeapp](https://www.velux.co.uk/freeapp)



Popular combinations

	UNITS	FK06	MK04	MK06	MK08	PK06	PK08	PK10	SK06	SK08	UK04	UK08
External frame sizes (w×h) cm		66×118	78×98	78×118	78×140	94×118	94×140	94×160	114×118	114×140	134×98	134×140

Upper element, roof window example

GGU 0070		1	492	460	520	575	575	672	709	690	732	663	805
----------	--	---	-----	-----	-----	-----	-----	-----	-----	-----	-----	-----	-----

Pro+ flashing set including Insulation collar (BDX) and Underfelt collar (BFX)

EDW 2000	For profiled roofing material up to 120mm	1	116	116	121	130	138	145	149	143	153	153	164
EDL 2000	For slate up to 8mm thick	1	116	116	121	130	138	145	149	143	153	153	164

External frame sizes (w×h) cm	UNITS	FK34	MK34	PK34	SK34	UK34
		66×92	78×92	94×92	114×92	134×92

Lower fixed element example

GIU 0070		1	579	731	762	841	877
----------	--	---	-----	-----	-----	-----	-----

Flashing for lower fixed element

		WK34											
ETW WK34 2000*	For profiled roofing material up to 120mm	1						77					
ETL WK34 2000*	For slate up to 8mm thick	1						77					

Total price example

Roof window (GGU 0070+GIU 0070), flashing (EDW 2000+ETW 2000)	4	1,264	1,384	1,449	1,513	1,552	1,656	1,697	1,751	1,803	1,770	1,923
---	---	-------	-------	-------	-------	-------	-------	-------	-------	-------	-------	-------

Recommended blinds and shutters for lower element

MSI 5060	Solar Anti-heat blinds (exterior)	1	532	554	568	584	634	650	666	694	718	716	774
----------	-----------------------------------	---	-----	-----	-----	-----	-----	-----	-----	-----	-----	-----	-----

* Pro+ flashing set includes Insulation collar (BDX) and Underfelt collar (BFX).
All prices in GBP (£)
Find all sizes and prices at [velux.co.uk](https://www.velux.co.uk)



Sloping and vertical

Vertical façade extension for increased view: VIU, VFE, VFA & VFB

Extend your view with a fixed or openable, vertical roof window element. The additional window element fills the vertical space between the floor and the bottom of the roof window to provide a more expansive view and more natural daylight.

This is the ideal choice if you have a one and a half-storey home and want to maximise your roof window area.

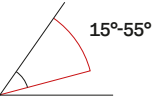
- Extra façade view and daylight.
- Fixed or opening roof window elements.

External frame sizes (w×h) cm		U _w -VALUE W/m² K	MK35 78×95	PK35 94×95	SK35 114×95	UK35 134×95
White maintenance-free						
VIU 0070	Fixed	1.3	630	738	847	890
VIU 0068	Fixed	1.1	755	886	1,017	1,068
VIU 0066	Fixed	1.0	944	1,108	1,271	1,335
White painted						
VFE 2070	Bottom-hung opening inwards	1.3	716	813	933	980
VFE 2068	Bottom-hung opening inwards	1.1	832	976	1,120	1,176
VFE 2066	Bottom-hung opening inwards	1.0	1,040	1,220	1,400	1,470
VFA/B 2070	Bottom-hung opening inwards	1.3	884	983	-	-
VFA/B 2066	Bottom-hung opening inwards	1.0	1,034	1,213	-	-

Find EPDs at [velux.co.uk/technical-library](https://www.velux.co.uk/technical-library)

All prices in GBP (£)
Find all sizes and prices at [velux.co.uk](https://www.velux.co.uk)

Roof pitch



Interior finish options

Recommended
White maintenance-free The most durable and robust finish that is completely maintenance-free
White painted High quality natural pine treated with a water-based white paint for a discreet wood grain look

Glazing options

	Double glazing --70	Triple glazing --68	Triple glazing --66
Rain noise reduction	✓	✓	✓
Safety lamination	✓	✓	✓
Toughened glass	✓	✓	✓
UV filter	✓	✓	✓
Easy-to-clean			✓
Anti-dew			✓
Thermal transmittance of glazing (U _g -value)	1.0	0.7	0.6

Read more about glazing specifications on page 162.

Blinds and shutters

- Consider interior blinds for light control, and exterior Anti-heat blinds or shutters for added heat protection.

Read more on page 89.

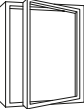
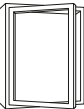
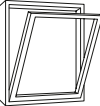

Details

Fixed facade extension VIU

Inwards tilting, bottom-hung facade extension VFE

Inwards opening, side-hung facade extension (left hung side seen from inside) VFA

Inwards opening, side-hung facade extension (right hung side seen from inside) VFB



Popular combinations

External frame sizes (w×h) cm	UNITS	MK04 78×98	MK06 78×118	MK08 78×140	PK06 94×118	PK10 94×160	SK06 114×118	SK08 114×140	UK08 134×140

Upper element, roof window example

GGU 0070	1	460	520	575	575	709	690	732	805
----------	---	-----	-----	-----	-----	-----	-----	-----	-----

Pro+ flashings set including collar (BDX) and underfelt collar (BFX)

EFW 2012	For profiled roofing material up to 120mm	1	202	213	227	241	261	251	267	288
EFL 2012	For slate up to 8mm thick	1	202	213	227	241	261	251	267	288

External frame sizes (w×h) cm	UNITS	MK35 78×95	PK35 94×95	SK35 114×95	UK35 134×95
-------------------------------	-------	---------------	---------------	----------------	----------------

Vertical extension, roof window example

VIU 0070	Fixed	1	630	738	847	890
----------	-------	---	-----	-----	-----	-----

Total price example

Roof Window (GGU 0070 + VIU 0070), flashing (EFW 2012)	3	1,292	1,363	1,432	1,554	1,708	1,788	1,846	1,983
--	---	-------	-------	-------	-------	-------	-------	-------	-------

All prices in GBP (£)
Find all flashing types, sizes and prices at [velux.co.uk](https://www.velux.co.uk)



Roof balcony

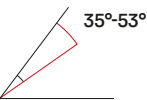
From roof window to a balcony experience: GDL

Transform your home and welcome the outdoors in by simply opening your VELUX Roof balcony. The innovative balcony opens in seconds to give your home more space, daylight and fresh air. Consisting of a top-hung roof window and a bottom section that unfolds into a glazed balcony with elegant side banister railings, it's a balcony experience like no other.

- Enjoy extra space in the room.
- Top element opens 45° outwards giving you extra headroom and beautiful panoramic views.
- Transforms from a roof window into a balcony in seconds.
- Side banister railings for extra safety.
- Energy-efficient triple glazing is featured as standard.
- Double package consists of one roof balcony and one top-hung upper and fixed lower element.

Find EPDs at [velux.co.uk/technical-library](https://www.velux.co.uk/technical-library)

Roof pitch



Interior finish options

White painted








High quality natural pine treated with a water-based white paint for a discreet wood grain look

Glazing options		Triple glazing --66
Rain noise reduction		✓
Safety lamination		✓
Toughened glass		✓
UV filter		✓
Easy-to-clean		✓
Anti-dew		✓
Thermal transmittance of glazing (U _g -value)		0.6-0.7
Read more about glazing specifications on page 162.		

Blinds and shutters

- Consider interior blinds for light control, and exterior Anti-heat blinds or shutters for added heat protection.
- Read more on page 89.



External frame sizes (w x h) cm			U _w -VALUE W/m² K	MK19 78×252	MK19 166×252	PK19 94×252	PK19 198×252	SK19 114×252	SK19 238×252
									
White painted									
 Manual	GDL S10L02*	Including flashings for slate up to 8mm thick	1.1**	3,031	-	3,258	-	3,475	-
	GDL S10W02*	Including flashings for profiled roofing material up to 120mm in profile	1.1**	3,031	-	3,258	-	3,475	-
	GDL SK0L223*	Including 1 x GPL and 1 x GIL and flashings for slate up to 8mm thick	1.1**	-	5,972	-	6,302	-	6,792
	GDL SK0W225*	Including 1 x GPL and 1 x GIL and flashings for profiled roofing material up to 120mm in profile	1.1**	-	5,972	-	6,302	-	6,792

* Includes installation products (BDX 2000).

** U_w for GDL in size PK19 and SK19 = 1.1 and for size MK19 = 1.3. GPL and GIL U_w = 1.0.

All prices in GBP (£)

Find all sizes and prices at [velux.co.uk](https://www.velux.co.uk)



3in1 solar centre-pivot

Three roof windows in one frame: GGLS

The 3in1 solar roof window gives full flexibility for ultimate control and convenience. Control the two openable sashes, each blind and heat protection product manually, remotely or with a VELUX Intelligent home control system.

- Solar powered with no additional wiring needed for installation.
- Basic wall switch included, see page 24.
- Integrated rain sensor for automatic closing.
- Provides the feeling of more space.
- One frame with multiple sashes for easy installation.
- Two openable and one fixed sash.

External frame sizes (w×h) cm	U _w -VALUE		FFKF06	FFKF08
	W/m² K		188×118	188×140

White painted

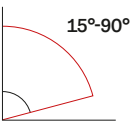
	GGLS 207030	3in1 solar. Double glazed	1.3-1.4	2,174	2,305
	GGLS 206630	3in1 solar. Triple glazed	1.0-1.1	2,885	3,082

Flashing

EDWS 2000	For profiled roofing material up to 120mm	379	399
EDLS 2000	For slate up to 8mm thick	379	399

Standard flashing includes Insulation collar (BDX) and Underfelt collar (BFX).
* Fixed element - internal view.
** Necessary to add 1x ZOZ 246 solar switch on each roof window with motor.

Roof pitch



Interior finish options



Glazing options	Double Triple glazing glazing --70 --66	
Rain noise reduction	✓	✓
Safety lamination	✓	✓
Toughened glass	✓	✓
UV filter	✓	✓
Easy-to-clean		✓
Anti-dew		✓

Thermal transmittance of glazing (U_g-value)

1.0	0.6
-----	-----

Read more about glazing specifications on page 162.

Blinds and shutters

- Consider interior blinds for light control, and exterior Anti-heat blinds or shutters for added heat protection.

Read more on page 89.

Remotes and Apps

- Easily control your VELUX solar products with our remote controls or apps.

- Free App Control included. Read more at velux.co.uk/freeapp

U _w -VALUE	FFKF06		FFKF08
	W/m² K		188×140

White painted

	GGLS 207030	3in1 solar. Double glazed	1.3-1.4	2,174	2,305
	GGLS 206630	3in1 solar. Triple glazed	1.0-1.1	2,885	3,082

Flashing

EDWS 2000	For profiled roofing material up to 120mm	379	399
EDLS 2000	For slate up to 8mm thick	379	399

Standard flashing includes Insulation collar (BDX) and Underfelt collar (BFX).
* Fixed element - internal view.
** Necessary to add 1x ZOZ 246 solar switch on each roof window with motor.

All prices in GBP (£)
Find all sizes and prices at velux.co.uk
Find EPDs at velux.co.uk/technical-library



3in1 manual centre-pivot

Three roof windows in one frame: GGLS

With the 3in1 centre-pivot roof window, you can create a stunning focal point in any room. Its slim-frame profile maximises the amount of daylight entering the room. What's more, the single frame makes installation of the three roof windows as simple as fitting just one VELUX roof window.

- Provides the feeling of more space.
- One frame with multiple sashes for easy installation.
- Compatible with VELUX Anti-heat blinds and shutters.
- Two openable and one fixed sash.

External frame sizes (w×h) cm	U _w -VALUE		FFKF06	FFKF08
	W/m² K		188×118	188×140

White painted

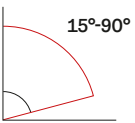
	GGLS 2070	3in1 manual centre-pivot. Double glazed	1.3-1.4	1,425	1,569
	GGLS 2066	3in1 manual centre-pivot. Triple glazed	1.0-1.1	2,135	2,332

Flashing

EDWS 2000	For profiled roofing material up to 120mm	379	399
EDLS 2000	For slate up to 8mm thick	379	399

Standard flashing includes Insulation collar (BDX) and Underfelt collar (BFX).
* Fixed element - internal view.

Roof pitch



Interior finish options



Glazing options	Double Triple glazing glazing --70 --66	
Rain noise reduction	✓	✓
Safety lamination	✓	✓
Toughened glass	✓	✓
UV filter	✓	✓
Easy-to-clean		✓
Anti-dew		✓

Thermal transmittance of glazing (U_g-value)

1.0	0.6
-----	-----

Read more about glazing specifications on page 162.

Blinds and shutters

- Consider interior blinds for light control, and exterior Anti-heat blinds or shutters for added heat protection.

Read more on page 89.

Out-of-reach

- Consider a 3in1 solar roof window for remote-controlled operation of your roof windows if placed out-of-reach.

Read more on page 28.

U _w -VALUE	FFKF06		FFKF08
	W/m² K		188×140

White painted

	GGLS 2070	3in1 manual centre-pivot. Double glazed	1.3-1.4	1,425	1,569
	GGLS 2066	3in1 manual centre-pivot. Triple glazed	1.0-1.1	2,135	2,332

Flashing

EDWS 2000	For profiled roofing material up to 120mm	379	399
EDLS 2000	For slate up to 8mm thick	379	399

All prices in GBP (£)
Find all sizes and prices at velux.co.uk
Find EPDs at velux.co.uk/technical-library



3in1 manual top-hung

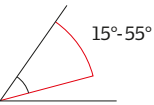
Three roof windows in one frame: GPLS

Enjoy the best view with the 3in1 top-hung roof window. The elegant handle at the bottom of the roof window allows it to be opened up to 45° for an extra spacious balcony feeling.

- Opens the room for an uninterrupted view.
- One frame with multiple sashes for easy installation.
- Compatible with VELUX Anti-heat blinds and shutters.
- Two openable and one fixed sash.

Find EPDs at [velux.co.uk/technical-library](https://www.velux.co.uk/technical-library)

Roof pitch



Interior finish options

White painted

High quality natural pine treated with a water-based white paint for a discreet wood grain look

Glazing options		Double glazing	Triple glazing
		--70	--66
	Rain noise reduction	✓	✓
	Safety lamination	✓	✓
	Toughened glass	✓	✓
	UV filter	✓	✓
	Easy-to-clean		✓
	Anti-dew		✓
Thermal transmittance of glazing (U _g -value)		1.0	0.6



Read more about glazing specifications on page 162.

Blinds and shutters

- Consider interior blinds for light control, and exterior Anti-heat blinds or shutters for added heat protection.

Read more on page 89.



External frame sizes (w×h) cm				U _w -VALUE W/m² K	FFKF06 188×118	FFKF08 188×140
						
White painted						
 Manual	GPLS 2070	3in1 top-hung. Double glazed		1.3-1.4	1,804	1,935
	GPLS 2066	3in1 top-hung. Triple glazed		1.0-1.1	2,515	2,712
Flashing						
EDWS 2000	For profiled roofing material up to 120mm				379	399
EDLS 2000	For slate up to 8mm thick				379	399

Standard flashing includes Insulation collar (BDX) and Underfelt collar (BFX).
* Fixed element - internal view.

All prices in GBP (£)
Find all sizes and prices at [velux.co.uk](https://www.velux.co.uk)



6 roof window system



4 roof window system

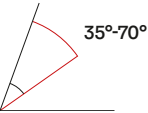
Dormer

More space and up to 2.5 times more daylight

The unique design of the VELUX Dormer roof window system allows more natural daylight to enter the room compared to a traditional dormer. It increases usable space, creates a light and airy atmosphere and fills the room with up to 2.5 times more daylight than a traditional dormer.

- Creates more headroom, increases daylight and improves ventilation, contributing to a healthier indoor environment.
- Enhances overall thermal performance.
- Can often be installed in just one day, often without planning permission.
- Less external maintenance and movement compared to traditional dormer solutions.
- Can be combined with solar, electric or manual roof windows.

Roof pitch



Interior finish options

	Recommended White maintenance-free The most durable and robust finish that is completely maintenance-free
	White painted High quality natural pine treated with a water-based white paint for a discreet wood grain look

Glazing options

	Double glazing --70
Rain noise reduction	✓
Safety lamination	✓
Toughened glass	✓
UV filter	✓
Easy-to-clean	
Anti-dew	
Thermal transmittance of glazing (U _g -value)	1.0
Read more about glazing specifications on page 162.	

Blinds and shutters

- Consider interior blinds for light control, and exterior Anti-heat blinds or shutters for added heat protection.

Read more on page 89.

Remotes and Apps

- Easily control your VELUX solar and electric products with our remote controls or apps.
- Free App Control included. Read more at velux.co.uk/freeapp



External frame sizes (w×h) cm	MK06 168×267	PK06 200×267	SK06 240×267	MK06 248×267

Package including roof windows*					
GGL SB0W22101	Dormer 4 roof window system including 4x GGL 2070 roof windows	5,000	5,245	5,798	-
GGL SB0W32101	Dormer 6 roof window system including 6x GGL 2070 roof windows	-	-	-	6,242
GGU SB0W22101	Dormer 4 roof window system including 2x GPU 0070 and 2x GGU 0070	5,612	5,881	6,482	-
GGU SB0W32101	Dormer 6 roof window system including 3x GPU 0070 and 3x GGU 0070	-	-	-	7,160
Flashing + base unit (excluding roof windows)					
EBW 2022BK	Dormer 4 roof window system (flashing + base unit)	3,152	3,201	3,342	3,152
EBW 2032BK	Dormer 6 roof window system (flashing + base unit)	-	-	-	3,470

Recommended blinds and shutters					
MSL 5060	Solar Anti-heat blind (exterior)	294	320	342	294

* All packages are also available with other glazing. Flashings for dormers include BFX/BDX. Price per unit.

All prices in GBP (£)
Find all flashing types, sizes and prices at velux.co.uk



Triple



Single



Double

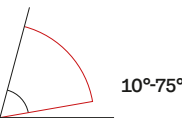
Mini dormer

Extra space in a compact solution


The clever Mini dormer design places VELUX roof windows at a steeper angle in the roof compared to the roof pitch. This allows much more daylight to enter than with a traditional vertical dormer window. The Mini dormer comes in various options for 1, 2 or 3 roof windows side-by-side and can be installed quickly and easily from the inside.

- The compact solution is designed to increase space and headroom, enhance daylight and improve ventilation.
- More daylight compared to a conventional dormer with the same glazing area.
- Can often be installed in just one day, often without planning permission.
- Less external maintenance and movement compared to traditional dormer solutions.
- Combine with solar, electric or manual roof windows.


Roof pitch



Interior finish options









Recommended
White maintenance-free
The most durable and robust finish that is completely maintenance-free



White painted
High quality natural pine treated with a water-based white paint for a discreet wood grain look

Glazing options


		Double glazing --70
	Rain noise reduction	✓
	Safety lamination	✓
	Toughened glass	✓
	UV filter	✓
	Easy-to-clean	
	Anti-dew	
Thermal transmittance of glazing (U _g -value)		1.0
Read more about glazing specifications on page 162.		

Blinds and shutters


- Consider interior blinds for light control, and exterior Anti-heat blinds or shutters for added heat protection.

Read more on page 89.

Remotes and Apps














Easily control your VELUX solar and electric products with our remote controls or apps.



Free App Control included. Read more at velux.co.uk/freeapp



External frame sizes (w×h) cm	MK04	MK06	MK08	MK10	PK06	PK08	PK10	SK06	SK08	UK04	UK08
	78×98	78×118	78×140	78×160	94×118	94×140	94×160	114×118	114×140	134×98	134×140
											

Package including roof windows*

GGL SA0W11101	Mini dormer roof window basic single including 1x GGL 2070 centre-pivot roof window	1,341	1,469	1,620	-	1,620	1,790	1,860	1,770	1,880	1,819	2,067
GGL SA0W21101	Mini dormer roof window basic duo including 2x GGL 2070 centre-pivot roof windows	2,896	3,169	3,495	3,763	3,495	3,854	4,003	3,805	4,043	3,921	4,446
GGL SA0W31101	Mini dormer roof window basic triple including 3x GGL 2070 centre-pivot roof windows	4,517	4,939	5,448	5,859	-	-	-	-	-	-	-
GPU SA0W11101	Mini dormer roof window basic single including 1x GPU 0070 top-hung roof window	1,582	1,717	-	-	1,874	2,055	2,129	2,036	2,152	-	2,346
GPU SA0W21101	Mini dormer roof window basic duo including 2x GPU 0070 top-hung roof windows	3,378	3,665	4,003	4,291	4,003	-	-	4,337	4,587	-	5,004
GPU SA0W31101	Mini dormer roof window basic triple including 3x GPU 0070 top-hung roof windows	-	5,683	6,210	6,651	-	-	-	-	-	-	-

Flashing + base unit (excluding roof windows)

EAW 6000	Mini dormer roof window basic single (flashing + base unit)	932	1,007	1,109	1,156	1,109	1,193	1,230	1,156	1,230	1,230	1,351
EAW 6021E	Mini dormer roof window basic duo (flashing + base unit)	2,078	2,245	2,473	2,577	2,473	2,660	2,743	2,577	2,743	2,743	3,014
EAW 6031E	Mini dormer roof window basic triple (flashing + base unit)	3,290	3,553	3,915	4,080	-	-	-	-	-	-	-

Recommended blinds and shutters

MSL 5060	Solar Anti-heat blind (exterior)	280	294	310	324	320	336	352	342	366	338	396
----------	----------------------------------	-----	-----	-----	-----	-----	-----	-----	-----	-----	-----	-----

* All packages are also available with other glazing.
Price per unit.

All prices in GBP (£)
Find all flashing types, sizes and prices at velux.co.uk



Cold room

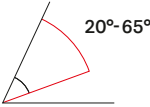
Cold room windows: GVK, GVT

The VELUX Cold room roof window is designed for use in uninhabited rooms where easy access to the roof and regular ventilation is needed. Side-hung, it opens to the left or right depending on your preference. The roof window is made from maintenance-free aluminium and polyurethane and comes with integrated flashing.

- Three ventilation positions for constant low-level air flow.
- Patented opening restrictor securely holds the roof window open at 90°.
- Safe roof access using the moulded tread with grooves (GVT).
- Extruded aluminium sash for a maintenance-free roof window.

External frame sizes (w×h) cm		103	
		46×61	54×83
		<input type="checkbox"/>	<input type="checkbox"/>
Black polyurethane			
GVK 0000Z	Side-hung	194	-
GVT 0059Z	Side-hung	-	265

Roof pitch



Glazing options

	--00	--59
Rain noise reduction		
Safety lamination		
Toughened glass		✓
UV filter		
Easy-to-clean		
Anti-dew		



Smoke ventilation roof window

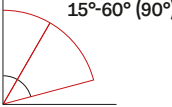
Electric smoke ventilation roof windows: GGU

The VELUX Smoke ventilation roof window is designed to quickly release smoke and excess heat. The ventilation control system can enable several functions including automatic opening. It can also be opened to let in fresh air for improved indoor comfort. The Smoke ventilation roof window is extensively tested and compliant with all EU requirements.

- Available for 1m² (SK06 size) or 1.5m² (UK08 size) of smoke-free ventilation area.
- Opens to full fire position in just 60 seconds when smoke ventilation is activated.
- Same exterior design as other VELUX sloped roof windows.
- Tested according to DIN EN 12101-2.
- Compatible with wind deflector KFD to optimise the aerodynamic ventilation areas.

External frame sizes (w×h) cm			U _w -VALUE W/m² K	SK06 114×118	UK08 134×140
				<div></div>	<div></div>
White maintenance-free					
<div><div></div>Electric</div>	GGU S40L02	GGU 0070 electric window + flashings for slate up to 8mm thick. Supplied with 1x smoke sensor, 2x break glass points and 1x wall control unit	1.3	2,086	2,222
	GGU S40W02	GGU 0070 electric window + flashings for slate up to 8mm thick. Supplied with 1x smoke sensor, 2x break glass points and 1x wall control unit	1.0	2,086	2,222

Roof pitch



For geometric smoke ventilation, the system is certified to EN ISO12101-2 for roof pitches between 15-90°. For aerodynamic smoke ventilation, the system is certified to EN ISO12101-2 for roof pitches between 15-60°.


Interior finish options

	Recommended
White maintenance-free	The most durable and robust finish that is completely maintenance-free

Glazing options

	Double glazing --70	Triple glazing --66
Rain noise reduction	✓	✓
Safety lamination	✓	✓
Toughened glass	✓	✓
UV filter	✓	✓
Easy-to-clean		✓
Anti-dew		✓
Thermal transmittance of glazing (U _g -value)	1.0	0.6

Read more about glazing specifications on page 162.



A VELUX installation
is all about quality
and efficiency



Installation and flashings

Flashing sets

Page 71

Flashings for standard installation
Flashings for recessed installation
Solar integrator
Replacement
Flashings for combinations and extensions

Vapour barrier collar

Page 86

Linings

Page 87

High-quality installation products included in the flashing set

Pro+ flashing set
(2000 variant)



Installation products

Insulation collar BDX

- Insulates around the roof window frame, reducing heat loss and eliminating cold bridges.
- Flexible Insulation collar can be compressed for quick installation.
- The combination of rigid and flexible foam ensures a tight, energy-efficient installation to the roof construction.

Underfelt collar BFX

- Ensures a perfect fit and watertight seal between the roof window, battens and the roofing underfelt.
- Easy to fit – simply place on top of the roof window and unfold.
- An adjustable and self-supporting drainage gutter is included in the BFX. This leads the water away from the head of the roof window if there is a leak above.



Flashing sets

Our flashing sets contain everything you need for the best possible installation.

Our flashing sets have been carefully designed to make every step of the installation process as simple as possible. For example, the magnetic screws make mounting easier and the BFX Underfelt collar can simply be unfolded into place.

Even disposal is easy as the packaging no longer contains plastic. You can recycle it all as cardboard waste.


Pro+ flashing set

An upgraded flashing set with added insulation for reduction of heat loss and cold bridges.


- Including Insulation collar BDX.
- Including Underfelt collar BFX and drainage gutter.



Roof pitch




Colour options



Standard installation height

- Install the brackets at the top and the bottom of the roof window frame, at the red line level.



Standard flashings

The Pro+ (2000) flashing set comes with an Underfelt collar (BFX) for a watertight seal between the roof window, the roof and the Insulation collar (BDX) for heat loss reduction and elimination of cold bridges.

The Pro (1000) flashing set comes with Underfelt collar (BFX) for a watertight seal between the roof window and the roof.

Profiled roofing material EDW

- For profiled roofing material up to 120mm.
- Suitable for interlocking slate, thatch and profiled sheeting.
- Roof pitches from 15° - 90°.

Plain tiles EDP

- For plain tiles (max length 300mm).
- Maximum thickness of 14mm.
- Roof pitches from 25° - 90°.

Slate EDL

- For slate up to 8mm thick.
- Not for interlocking slate. See EDW for details.
- Roof pitches from 15° - 90°.

Flat tiles EDT

- For flat tiles 15-40mm thick.
- Designed for a neater finish.
- Roof pitches from 20° - 90°.



EDW



EDL



EDP



EDT

External frame sizes (w×h) cm	CK02	CK04	CK06	FK06	MK04	MK06	MK08	PK06	PK08	PK10	SK06	SK08	UK04	UK08
	55×78	55×98	55×118	66×118	78×98	78×118	78×140	94×118	94×140	94×160	114×118	114×140	134×98	134×140

Pro+ flashing set including Insulation collar (BDX) and Underfelt collar (BFX)														
EDW 2000	101	103	108	116	116	121	130	138	145	149	143	153	153	164
EDL 2000	101	103	108	116	116	121	130	138	145	149	143	153	153	164
EDP 2000	101	103	108	116	116	121	130	138	145	149	143	153	153	164
EDT 2000	142	145	152	163	163	171	183	194	204	210	202	215	215	232

External frame sizes (w×h) cm	CK02	CK04	CK06
Pro flashing set including Underfelt collar (BFX)			
EDW 1000	92	94	98
EDL 1000	92	94	98
EDP 1000	92	94	98
EDT 1000	130	133	139

The 1000 variant containing Underfelt collar (BFX) is available in sizes CK--.
Suitable for rafter openings where there is insufficient tolerance for the Insulation collar (BDX).

All prices in GBP (£)
Find all flashing types, sizes and prices at velux.co.uk

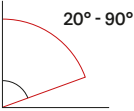


EDN



EDJ

Roof pitch




Colour options



Dark grey
(Standard)

Recessed installation height

- Recessed flashings provide a sleek and streamlined finish as the roof window is installed 40mm deeper into the roof structure, meaning that less of the roof window protrudes above the roofline.



- Install the brackets at the sides of the roof window frame, at the blue line level.



Recessed flashings

The Pro+ (2000) flashing set comes with an Underfelt collar (BFX) for a watertight seal between the roof window, the roof and the Insulation collar (BDX) for heat loss reduction and elimination of cold bridges.

Slate EDN

- For slate up to 8mm thick.
- Not for interlocking slate.
- Roof pitches from 20° - 90°.

Flat or profiled roofing material EDJ

- For flat or profiled roofing material up to 90mm in profile.
- Roof pitches from 20° - 90°.

The Pro (1000) flashing set comes with Underfelt collar (BFX) for a watertight seal between the roof window and the roof.

External frame sizes (w×h) cm	CK02	CK04	CK06	FK06	MK04	MK06	MK08	PK06	PK08	PK10	SK06	SK08	UK04	UK08
	55×78	55×98	55×118	66×118	78×98	78×118	78×140	94×118	94×140	94×160	114×118	114×140	134×98	134×140

Pro+ flashing set including Insulation collar (BDX) and Underfelt collar (BFX)

EDN 2000	161	165	172	185	185	194	207	225	231	239	230	244	244	263
EDJ 2000	157	161	168	180	180	190	202	215	226	233	224	238	238	256


External frame sizes (w×h) cm	CK02	CK04	CK06
	55×78	55×98	55×118

Pro flashing set including Underfelt collar (BFX)

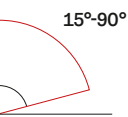
EDN 1000	147	151	158
EDJ 1000	144	147	154

The 1000 variant containing Underfelt collar (BFX) is available in sizes CK--.
Suitable for rafter openings where there is insufficient tolerance for the Insulation collar (BDX).


All prices in GBP (£)
Find all flashing types, sizes and prices at [velux.co.uk](https://www.velux.co.uk)



Roof pitch



Flashing colour options



Integration options

- Visit [velux.com/solarintegrator](https://www.velux.com/solarintegrator) for an up-to-date overview of all the partners involved.

Availability and ordering process

- To ensure the perfect integration of VELUX roof windows into an in-roof solar panel system, you need the VELUX roof window and VELUX Solar integrator flashing. The connector for the connection to the solar panel system is available from the solar panel provider.



Solar integrator








Flashing for integrating VELUX roof windows into in-roof solar panel systems

Live a healthy, sustainable and comfortable life.

This specially developed flashing system enables seamless integration between VELUX roof windows and a variety of built-in solar panel systems. The roof can then be used to its full potential – generating solar energy while creating a comfortable living space.

- Fits perfectly into the PV panel allowing for a fast, secure and seamless integration.
- No need to compromise – enjoy daylight through the roof, a healthy indoor environment and reduced energy usage and costs, all at once.
- The flashing does not cover or block the active part of the solar panel, ensuring maximum energy generation.
- A range of installation position permutations allows flexibility in design and installation.
- Easily integrates with selected PV solar panel systems for optimal roof utilisation.

Find EPDs at [velux.co.uk/technical-library](https://www.velux.co.uk/technical-library)

External frame sizes (w×h) cm		MK06	MK08	MK10	PK06	PK08	PK10	SK10
		78×118	78×140	78×160	94×118	94×140	94×160	114×160
								
VELUX Solar integrator flashing								
ODL 2500	Black. For GSE and Viridian solar panel solutions	146	156	171	165	174	179	190
ODL 2000	Grey. For GSE and Viridian solar panel solutions	146	156	171	165	174	179	190
Flashing								
New OKL 2521M	Combi flashing for 2 windows side-by side, black for GSE and Viridian solar panels	361	385	423	409	430	443	471

Compatible with selected solar panel systems.

All prices in GBP (£)
Find all sizes and prices at [velux.co.uk](https://www.velux.co.uk)



EW



EL



Type signs for old roof windows manufactured before April 2001.

Replacement flashings

VELUX replacement flashings make it easy to replace VELUX roof windows without removing the existing lining. The roof windows are simply replaced in the existing aperture. This lets you enjoy a new roof window without the extra work involved in interior decoration or bathroom retiling.

Profiled roofing material EW

- For replacing a VELUX roof window from before April 2001 while maintaining the original installation level of the roof window.
- For profiled roofing material up to 120mm.

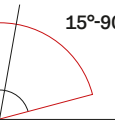
Slate EL

- For replacing a VELUX roof window from before April 2001 while maintaining the original installation level of the roof window.
- EL is a flashing for slate up to 8mm thick.

Flashing adaptor ELX

- The flashing adaptor kit ELX is used for replacing roof window combinations and also in conjunction with standard single flashings like EDW and EDL. However, this is only when replacing an old roof window where the internal finish is not being replaced and the roof window is placed higher above the red line than normal.

Roof pitch



15°-90°/80°

EW 15°-90°
EL 15°-90°
ELX 15°- 80°

Details

- Minimal disruption as existing lining is retained.
- On most occasions, the work can be carried out from the inside.
- Replacement installation for a single roof window usually takes under a day.
- For flat or profiled roofing material.

Benefits of replacing your roof window

- Energy saving of up to 16% – modern roof windows have better thermal insulation properties. By replacing an old roof window with a new GGU-66 roof window you will have a heating energy saving of up to 16%.
- More light and fresh air – new VELUX roof windows have larger glazed areas and come in white finishes to match modern interiors.
- More choice, more comfort – modernise your roof windows; from improving noise reduction to controlling from your smartphone, there's a solution for every project.

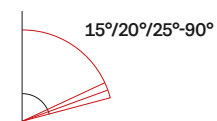


Upgrading your old roof windows couldn't be easier.
Get a price in as little as 5 minutes, visit [velux.co.uk/quickquote](https://www.velux.co.uk/quickquote)

External frame sizes (w x h) cm	CK01	CK02	CK04	FK06	MK04	MK06	MK08	PK08	PK10	SK06	UK04	UK08
	55×70	55×78	55×98	66×118	78×98	78×118	78×140	94×140	94×160	114×118	134×98	134×140
For replacing single roof windows installed before April 2001, window size to be replaced shown in brackets	101 (9)	102	104 (6)	206	304 (1)	306 (14)	308 (2)	408	410 (3)	606 (4)	804 (7)	808 (8)
Replacement flashings												
EW 1000	Flashings for profiled roof material up to 120mm including underfelt collar (BFX)	105	105	108	121	121	127	136	151	156	150	172
EL 1000	Flashings for slate up to 8mm thick including underfelt collar (BFX)	105	105	108	121	121	127	136	151	156	150	172
ELX 0000	Adaptor flashings for combinations Also for use in conjunction with EDL and EDW	77	77	79	89	89	93	100	111	115	110	126
Replacement flashings incl. Insulation collar (BDX) and Underfelt Collar (BFX)												
EW 6000F	Flashings for profiled roof material up to 120mm including insulation collar (BDX)	122	122	125	140	140	147	157	176	181	174	199
EL 6000F	Flashings for slate up to 8mm thick including insulation collar (BDX)	122	122	125	140	140	147	157	176	181	174	199




Roof pitch



EKW 15° - 90°
EKL 15° - 90°
EKP 25° - 90°
EKN 20° - 90°
EKJ 20° - 90°

Colour options



Dark grey
(Standard)

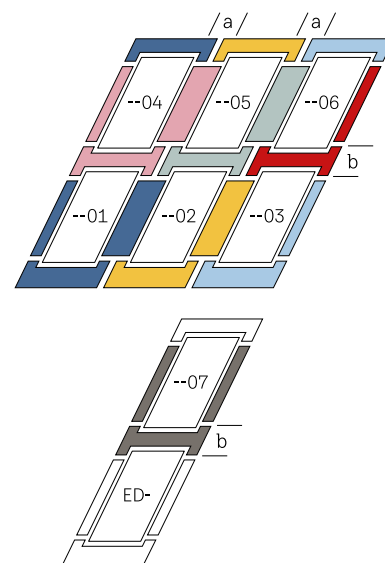
More ways to combine



Classic side-by-side or triple with rafters in between. (2---M or 0---E flashing sets).

Integrated side-by-side or triple without rafters in between. (4-21E or 4-31E flashing sets).

Overview of combination elements



The combination system

If you want to install roof windows in combination, the combination flashing system lets you do so efficiently. The system can be used for combining all main roof window types in your preferred formation.

The system consists of seven elements that enable your chosen combination

For a roof window combination to function together, it is required that:

- Roof windows above each other are the same width.
- Roof windows next to each other are the same height.

a. Frame distance per flashing type

- EKW/EKL/EKP/EKN/EKJ: flexibility between 100 - 160mm (M) with the Adjustable middle gutter.
- Other frame distances between 60mm - 400mm can be specially ordered.

b. Standard frame distance 100mm (E)

- When installing an exterior shutter, a frame distance of 250mm (J) is needed.



VELUX Pro+ combination flashing set

The VELUX Pro+ combination flashing set includes made-to-fit and easy-to-install insulation and watertight collars. These components reduce heat loss and cold bridges and provide extra security against water penetration.

This set also features the VELUX Adjustable middle gutter – our innovative and patented solution that makes roof window combination installations even easier. The middle gutter can be adjusted to widths between 100 - 160mm, ensuring that it always fits to the actual rafter dimensions, giving peace of mind when it's not possible to obtain exact measurements.


Add value to your projects by installing bigger and better solutions to bring more of the outdoors in.

- Everything you need in one order.
- Includes VELUX Adjustable middle gutter.
- Ensures a watertight seal between the roof windows, battens and the roofing underfelt.
- Reduces heat loss and eliminates cold bridges.
- Ensures perfect installations every time.


All you need in one box*



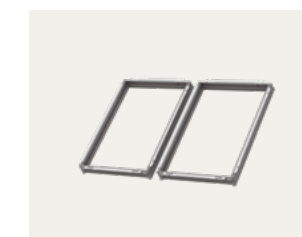
Flashing



Adjustable middle gutter



Underfelt collar (BFX)



Insulation collar (BDX)

* Contents illustrated for EKW MK06 2021M side-by-side combination.

Flashings for combinations

If you want to use multiple VELUX roof windows in your room, VELUX combination flashings give you the interconnectivity needed for easy installation. They are designed for all combinations of VELUX roof windows and give a watertight installation.

- For multiple VELUX roof windows.
- High-quality watertight installation.
- Maintenance-free exterior.



Integrated side-by-side combination

External frame sizes (w×h) cm	CK02	CK04	CK06	FK06	MK04	MK06	MK08	PK06	PK08	PK10	SK06	SK08	UK04	UK08
	55×78	55×98	55×118	66×118	78×98	78×118	78×140	94×118	94×140	94×160	114×118	114×140	134×98	134×140

Flashing for 18mm frame distance

EBW 4021B2* for profiled roofing material up to 120mm	469	485	513	539	532	563	597	618	649	671	668	704	692	752
EBL 4021B2* for slate up to 8mm thick	469	485	513	539	532	563	597	618	649	671	668	704	692	752
EBP 4021B2* for plain tile up to 28mm (2 x 14mm)	469	485	513	539	532	563	597	-	649	671	668	-	692	752

Flashing for 100mm frame distance**

EKW 4021E2* for profiled roofing material up to 120mm	452	469	496	521	514	543	576	596	626	647	645	680	668	725
EKL 4021E2* for slate up to 8mm thick	452	469	496	521	514	543	576	596	626	647	645	680	668	725
EKP 4021E2* for plain tile up to 28mm (2 x 14mm)	452	469	496	521	514	543	576	-	626	647	645	-	668	725
EKJ 4021E2* for recessed installation into profiled roofing material up to 120mm	654	671	702	733	726	761	800	826	861	886	878	921	909	975
EKN 4021E2* for recessed installation into slate up to 8mm thick	654	671	702	733	726	761	800	826	861	886	878	921	909	975

* Includes installation products (BDX 2000, bearing beams and cover plate).

** Choose 100 mm frame distance if roller shutters are needed.

All prices in GBP (£)

Find all flashing types, sizes and prices at velux.co.uk

Classic side-by-side combination

External frame sizes (w×h) cm	CK02	CK04	CK06	FK06	MK04	MK06	MK08	PK06	PK08	PK10	SK06	SK08	UK04	UK08
	55×78	55×98	55×118	66×118	78×98	78×118	78×140	94×118	94×140	94×160	114×118	114×140	134×98	134×140

Flashing for 18mm frame distance

EBW 2021B for profiled roofing material up to 120mm	238	243	254	273	273	287	306	325	341	352	339	360	360	388
EBL 2021B for slate up to 8mm thick	238	243	254	273	273	287	306	325	341	352	339	360	360	388
EBP 2021B for plain tile up to 28mm (2 x 14mm)	238	243	254	273	273	287	306	-	341	352	339	-	360	388

Flashing for 100mm frame distance

EKW 2021M* for profiled roofing material up to 120mm	221	227	237	255	255	267	285	303	318	328	316	336	336	361
EKL 2021M* for slate up to 8mm thick	221	227	237	255	255	267	285	303	318	328	316	336	336	361
EKP 2021M* for plain tile up to 28mm (2 x 14mm)	221	227	237	255	255	267	285	-	318	328	316	-	336	361
EKJ 2021M* for recessed installation into profiled roofing material up to 120mm	298	304	318	342	342	360	384	408	428	442	424	452	452	486
EKN 2021M* for recessed installation into slate up to 8mm thick	298	304	318	342	342	360	384	408	428	442	424	452	452	486

* Includes adjustable middle gutter and installation products.



Integrated triple combination

External frame sizes (w×h) cm	CK02	CK04	CK06	FK06	MK04	MK06	MK08	PK06	PK08	PK10	SK06	SK08	UK04	UK08
	55×78	55×98	55×118	66×118	78×98	78×118	78×140	94×118	94×140	94×160	114×118	114×140	134×98	134×140

Flashing for 18mm frame distance

EBW 4031B2* for profiled roofing material up to 120mm	746	777	827	892	878	932	991	-	-	-	-	-	-	-
EBL 4031B2* for slate up to 8mm thick	746	777	827	892	878	932	991	-	-	-	-	-	-	-

Flashing for 100mm frame distance†

EKW 4031E2* for profiled roofing material up to 120mm	722	752	801	864	850	903	960	-	-	-	-	-	-	-
EKL 4031E2* for slate up to 8mm thick	722	752	801	864	850	921	976	-	-	-	-	-	-	-
EKW 3031E2† for profiled roofing material up to 120mm	-	-	-	-	-	-	-	760	813	850	780	840	776	878
EKL 3031E2† for slate up to 8mm thick	-	-	-	-	-	-	-	760	813	850	780	840	776	878

Classic triple combination

Flashing for 100mm frame distance

EKW S0313**** for profiled roofing material up to 120mm	332	340	355	382	382	401	428	454	477	492	474	-	504	542
EKL S0313 **** for slate up to 8mm thick	332	340	355	382	382	419	444	454	477	492	474	-	504	542

* Includes installation products (BDX 2000, bearing beams and cover plate).

** Choose 100mm frame distance if Anti-heat blackout shutters are needed.

*** Includes Adjustable middle gutter and installation products.

**** Includes installation products BDX 2000.

† Includes installation products (BDX 2000 and cover plate).















For Integrated triple see page 46 for additional information.

All prices in GBP (£)

Find all flashing types, sizes and prices at velux.co.uk



Quattro combination

	CK02	CK04	CK06	FK06	MK04	MK06	MK08	PK06	PK08	PK10	SK06	SK08	UK04	UK08
External frame sizes (w×h) cm	55×78	55×98	55×118	66×118	78×98	78×118	78×140	94×118	94×140	94×160	114×118	114×140	134×98	134×140
														















Flashing for 100mm frame distance

EKW S0229* for profiled roofing material up to 120mm	509	521	545	585	585	615	655	697	732	754	726	772	772	831
EKL S0225* for slate up to 8mm thick	509	521	545	585	585	615	655	697	732	754	726	772	772	831

For Quattro combination see page 48 for additional information.



Duo combination

	CK02	CK04	CK06	FK06	MK04	MK06	MK08	PK06	PK08	PK10	SK06	SK08	UK04	UK08
External frame sizes (w×h) cm	55×78	55×98	55×118	66×118	78×98	78×118	78×140	94×118	94×140	94×160	114×118	114×140	134×98	134×140
														

Flashing for 100mm frame distance











EKW S00W02* for profiled roofing material up to 120mm	245	250	262	281	281	295	315	335	352	362	348	371	371	399
EKL S00L02* for slate up to 8mm thick	245	250	262	281	281	295	315	335	352	362	348	371	371	399

For Duo combination see page 50 for additional information.
* Includes installation products BDx 2000.

All prices in GBP (£)
Find all flashing types, sizes and prices at velux.co.uk



Sloping and fixed

	MK04	MK06	MK08	PK06	PK08	PK10	SK06	SK08	UK04	UK08
External frame sizes (w×h) cm	78×98	78×118	78×140	94×118	94×140	94×160	114×118	114×140	134×98	134×140
										

Flashing for upper element

EDW 2000* for profiled roofing material up to 120mm	116	121	130	138	145	149	143	153	153	164
EDL 2000* for slate up to 8mm thick	116	121	130	138	145	149	143	153	153	164
EDJ 2000* for recessed installation into profiled roofing material up to 90mm	180	190	202	215	226	233	224	238	238	256
EDN 2000 * for recessed installation into slate up to 8mm thick	185	194	207	225	231	239	230	244	244	263











Flashing for extension element

	WK34
ETW 2000 for profiled roofing material up to 120mm	77
ETL 2000 for slate up to 8mm thick	77
ETJ 2000 for recessed installation into profiled roofing material up to 90mm	164
ETN 2000 for recessed installation into slate up to 8mm thick	164

For Sloping and fixed see page 52 for additional information. * Includes installation products BDx 2000.



Sloping and vertical

	MK04	MK06	MK08	PK06	PK08	PK10	SK06	SK08	UK04	UK08
External frame sizes (w×h) cm	78×98	78×118	78×140	94×118	94×140	94×160	114×118	114×140	134×98	134×140
										

Flashing

EFW 2012 for profiled roofing material up to 120mm	202	213	227	241	253	261	251	267	267	288
EFL 2012 for slate up to 8mm thick	202	213	227	241	253	261	251	267	267	288
EFJ 2012 for recessed installation into profiled roofing material up to 90mm	347	364	389	413	434	448	430	458	458	493
EFN 2012 for recessed installation into slate up to 8mm thick	347	364	389	413	434	448	430	458	458	493

For Sloping and vertical see page 54 for additional information.
* Includes installation products BDx 2000.

All prices in GBP (£)
Find all flashing types, sizes and prices at velux.co.uk



BBX 0000



BBX 1000

Vapour barrier including lining sub-construction

Prevent condensation

Save time and hassle by using the VELUX vapour barrier collar that fits perfectly into the groove of the roof window. The vapour barrier collar guarantees an airtight solution, preventing condensation forming in the roof construction.

- Fits perfectly to the dimensions of the roof window.
- Pre-fitted rubber seals throughout guarantee a vapour-tight solution.
- Unique application tool ensures one-step procedure.

Reduce cold bridges and installation time

The new VELUX lining sub-construction reduces cold bridges by providing additional space for insulation around the roof window. This increases the surface temperature of the roof window and improves indoor climate. The sub-construction is quick and easy to install and it provides a stable structure for securing the insulation and cutting lining boards to the perfect size.

- Reduces cold bridges by creating extra room for insulation.
- Enables lining design without a facing.
- Fast and secure installation.

External frame sizes (w×h) cm	CK02	CK04	CK06	FK06	MK04	MK06	MK08	PK06	PK08	PK10	SK06	UK04
	55×78	55×98	55×118	66×118	78×98	78×118	78×140	94×118	94×140	94×160	114×118	134×98

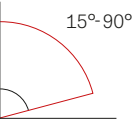
From February to August 2026

BBX 0000		29	30	31	33	33	34	36	36	37	39	37	37
----------	--	----	----	----	----	----	----	----	----	----	----	----	----

NEW from September 2026

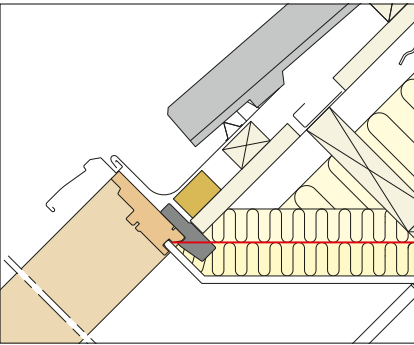
BBX 1000	Including lining sub-construction	39	41	42	44	44	46	48	48	50	52	50	50
----------	-----------------------------------	----	----	----	----	----	----	----	----	----	----	----	----

Roof pitch



Characteristics

- The perpendicular design at the top and bottom of the lining sub-construction creates an extra 70mm space for insulation.



- The lining sub-construction is mounted on the roof window in under five minutes saving valuable time compared to a traditional lining construction.



Lining

If you want a ready-made solution, our prefabricated linings make installation easy, with no need for additional painting or adhesives.

VELUX linings are made in water-resistant and maintenance-free PVC material and fit perfectly with VELUX roof windows.

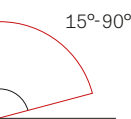
- Click-on brackets save time and ensure correct installation.
- Design allows extra insulation and minimises cold bridges.
- Includes BBX vapour barrier for an airtight seal.

External frame sizes (w×h) cm	CK02	CK04	CK06	FK06	MK04	MK06	MK08	PK06	PK08	SK06	UK04
	55×78	55×98	55×118	66×118	78×98	78×118	78×140	94×118	94×140	114×118	134×98

White PVC Lining including BBX


LSB 2000	For roof thickness up to 300mm	183	187	191	195	195	199	207	207	211	213	226
LSC 2000	For roof thickness up to 400mm	227	232	237	242	242	247	256	256	261	264	280
LSD 2000	For roof thickness up to 500mm	368	376	384	392	392	400	416	416	424	428	448

Roof pitch




Characteristics

- The white finish provides maximum daylight influx.



- The shape ensures correct warm air circulation that helps to prevent condensation.





5-year guarantee for solar and electric Anti-heat blackout shutters, Anti-heat blackout blinds, Anti-heat blinds and interior blinds.
3-year guarantee* for manual interior blinds, insect screens and manual exterior Anti-heat blinds.

* Except Basic blackout blind, which comes with a 2-year guarantee.

Blinds and shutters

Heat protection products	Page 96
Combined interior and exterior	
Anti-heat blackout shutter	
Anti-heat blackout blind	
Anti-heat blind	

Roller blinds	Page 102
Nature collection	
Children's collection	
Colour by You	
Blackout	
Duo blackout	
Basic blackout	
Translucent	

Pleated blinds	Page 112
Blackout energy	
Translucent	

Venetian blinds	Page 116
------------------------	----------

Insect screen	Page 117
----------------------	----------

Blinds for flat roof windows can be found on page 128 and 136.

Optimal light and climate control for all year round comfort

Focus Complete solution

VELUX roof windows fill your home with daylight and fresh air. Having the right weather and sun protection also ensures a pleasant indoor climate and helps save energy.

Exterior weather and heat protection

Choose Anti-heat blinds and shutters to create a shield between the sun's rays and the roof windows to prevent direct sunlight from entering the home. Rain noise is also significantly reduced.

More information from page 96.

Interior light control

Choose interior blinds to complement a room, soften incoming light or provide privacy or blackout to ensure a good night's sleep or a daytime nap. In the colder months, they will help to keep the room warm and create a cosy atmosphere.

More information from page 102.

Anti-heat blackout shutter + Blackout energy pleated blind

Up to 5°C* cooler in summer + heat energy savings in winter.

Add insect screens to enjoy fresh air without unwanted visitors

More information from page 117.

* Data from a simulated south-facing room with two VELUX GGU 70 roof windows in size MK06 (78.0 x 117.8cm), July – August 2023, recorded in London. Based on a study by VELUX 2023 on the effects of accessories in summer.



Combine interior and exterior blinds for optimal comfort


Buy your interior and exterior blind together and save 10%

Find your perfect pairing with a manual interior blind and exterior Anti-heat blind.

- Combine a manual interior blind and exterior Anti-heat blind and enjoy double the benefit, for less.
- Interior blinds are available in 4 standard colours and in 2 side rail options – white or brushed aluminium.
- The manual Anti-heat blind comes with simple-to-handle hook fixing for positioning on the outside of your roof window.
- Transparent fabric lets in light and retains the view to the outside.
- Easy self-installation from the inside.




Heat protection plus blackout (DOP)*
Anti-heat blind + Blackout roller blind



Heat protection plus blackout and insulation (FOP)*
Anti-heat blind + Blackout energy pleated blind



Heat protection plus light dimming (ROF)*
Anti-heat blind + Translucent roller blind



Heat protection plus light dimming (FOL)*
Anti-heat blind + Translucent pleated blind

Colour options

1025	1100
1085	0705
1045	1163
1047	1156
1028	9050
1086	4161
1016	1274
1259	1282



Interior blind for light control
See more from page 102.

Exterior blind for heat protection
See more on page 96.





















Most sold window sizes			CK01 C01	CK02 C02	CK04 C04	CK06 C06	FK06 F06	MK04 M04	MK06 M06	MK08 M08	PK04 P04	PK08 P08	PK10 P10	SK06 S06	UK04 U04	UK08 U08
Sizes (w×h) cm			55×70	55×78	55×98	55×118	66×118	78×98	78×118	78×140	94×98	94×140	94×160	114×118	134×98	134×140
	DOP	K sizes, e.g. MK04	130	130	133	141	157	160	166	171	184	195	202	208	221	237
	DOP	Non K sizes, e.g. M04	123	123	126	133	148	151	157	162	175	186	191	198	210	225
	FOP		148	148	155	164	180	184	191	198	209	225	233	241	253	273
	ROF		130	130	133	141	157	160	166	171	184	195	202	208	221	237
	FOL		139	139	144	153	170	171	178	185	197	211	218	225	237	255

* DOP, ROF, FOP and FOL: Are not suitable for GGU, GPU white maintenance-free roof windows with a 3-digit reference number (eg GGU 304), or for GGLS roof windows.

To order the blind with white side rails, simply add WL to the end of your product code. Find all sizes, prices and more related products at [velux.co.uk](https://www.velux.co.uk)

Blinds and shutters selection guide

Find the ideal solution that protects from the outdoor elements and controls heat and light inside.

		Operation					Function						
		More info	 Solar	 Electric	 Manual		 Heat protection	 Blackout	 Insulation	 Light filtering	 Privacy	 Noise reduction	 Burglary prevention
Exterior heat protection													
	Anti-heat blackout shutter Enjoy superior heat protection, blackout and insulation all year round.	page 97	SSL	SML / SMH	-		● ● ● ●	● ● ● ●	● ●	-	● ● ● ●	● ● ●	● ● ●
	Anti-heat blackout blind Effective heat protection and blackout for comfort day and night.	page 98	SSS	-	-		● ● ● ●	● ● ●	●	-	● ● ● ●	● ● ●	-
	Anti-heat blind Offers heat protection whilst still allowing light in and retaining your view to the outside.	page 99	MSL	MML	MHL		● ● ●	-	-	● ● ●	● ●	● ● ●	-
Interior light control													
	Blackout roller blind Sleep well day or night. The ideal solution to darken the room.	page 106	DSL	DML	DKL		●	● ● ● ●	● ●	-	● ● ● ●	-	-
	Duo blackout roller blind Two blinds in one: a blackout blind for a good night's sleep and a pleated blind to diffuse light and increase privacy.	page 108	-	-	DFD		●	● ● ● ●	● ●	● ● ● ●	● ● ● ●	-	-
	Blackout energy pleated blind Perfect for bedrooms that need blackout at night and extra insulation against the cold.	page 113	FSC	FMC	FHC		●	● ● ● ●	● ● ●	-	● ● ● ●	-	-
	Basic blackout blind Provides a blackout effect. Ideal for replacing an old blind with a cost-effective solution. Only compatible with roof windows manufactured before 2014.	page 109	-	-	DBL		●	● ● ●	●	-	● ● ● ●	-	-
	Translucent roller blind Offers privacy whilst still allowing natural light in.	page 110	RSL	RML	RFL		-	-	-	● ● ● ●	● ● ●	-	-
	Translucent pleated blind Provides an excellent way to control daylight and add a decorative touch.	page 114	FSL	FML	FHL		-	-	-	● ● ● ●	● ● ●	-	-
	Venetian blind A classic, moisture-resistant light-dimming and privacy solution that's easy to clean.	page 116	-	-	PAL		●	●	-	● ● ●	● ● ●	-	-
● Good ●● Very good ●●● Excellent ●●●● Best													

Outdoor protection, indoor comfort all year round

Our wide range of VELUX exterior Anti-heat products helps protect your home from overheating in the summer and provides extra insulation on cold days, keeping your indoor temperature comfortable. Our solar products use daylight energy as their power source, eliminating the need for wiring and offering a seamless installation from inside the room.

All year round temperature control

Create a shield between the sun's rays and your roof windows to prevent the direct sunlight from entering your home. This helps to keep the indoor temperature cooler, reducing the need for air conditioning and lowering energy costs. In colder months, shutters provide an additional shield from the outside to keep the warmth in.

Durability and longevity

Crafted from high-quality materials, our Anti-heat blinds and shutters are designed to withstand the harshest weather conditions, while maintaining their functionality and visual appeal for years to come.

Easy installation

Designed to seamlessly match your VELUX roof windows, our products offer a hassle-free installation. With installation taking place from inside the room, you'll have your new Anti-heat blinds or shutters up in no time!

Discover the exterior blind or shutter that best meets the needs of your home.

Anti-heat blackout shutter

Heat protection, blackout and insulation

See more on page 97.



	Heat protection	●	●	●	●
	Blackout	●	●	●	●
	Insulation	●	●		
	Daylight exposure				
	Burglary prevention	●	●	●	
	Weather protection	●	●	●	●

Anti-heat blackout blind

Heat protection and blackout

See more on page 98.



	Heat protection	●	●	●	●
	Blackout	●	●	●	
	Insulation	●			
	Daylight exposure				
	Burglary prevention				
	Weather protection	●	●		

Anti-heat blind

Heat protection and transparency


See more on page 99.



	Heat protection	●	●	●	
	Blackout				
	Insulation				
	Daylight exposure	●	●	●	
	Burglary prevention				
	Weather protection	●			



Up to 5°C cooler inside*



Aluminium profiles: 0000

Indoor climate

- Heat protection, blackout and insulation all year round.

	Heat protection	●	●	●	●
	Blackout	●	●	●	●
	Insulation	●	●		
	Daylight exposure				
	Burglary prevention	●	●	●	
	Weather protection	●	●	●	●

Remotes and Apps

- Easily control your VELUX solar and electric products with our remote controls or apps.

Read more on page 23.

Anti-heat blackout shutter

Take full control of your indoor comfort with the superior heat protection and blackout offered by the VELUX Anti-heat blackout shutter. The ideal choice for year-round use, the sturdy aluminium shield exterior offers the very best outdoor protection.

- All-in-one protection.
- Best heat protection and sun screening.

- Excellent blackout.
- Provides an additional shield from the outside to keep the warmth in the room during colder months.
- Rain noise reduction.
- Effective protection of roof window and against break-ins.
- Can be combined with a decorative interior blind and an Insect screen.

Most sold window sizes	CK01 C01	CK02 C02	CK04 C04	CK06 C06	FK06 F06	MK04 M04	MK06 M06	MK08 M08	PK04 P04	PK08 P08	PK10 P10	SK06 S06	UK04 U04	UK08 U08
Sizes (w×h) cm	55×70	55×78	55×98	55×118	66×118	78×98	78×118	78×140	94×98	94×140	94×160	114×118	134×98	134×140
	504	504	539	556	579	573	602	636	619	688	722	699	694	808
	379	379	405	418	435	431	453	478	465	517	543	526	522	608
	-	-	-	-	609	-	634	670	-	724	-	736	-	-



KUX 110 control system is needed if you install an SML into a manually operated VELUX roof window. SSL and SML can be installed on roof windows one above the other, at least 25cm apart and SMH at least 30cm apart and on roof windows next to each other at least 10cm apart.

* Data from a simulated south-facing room with two VELUX GGU 70 roof windows in size MK06 (78.0 x 117.8cm), July – August 2023, recorded in London. Based on a study by VELUX 2023 on the effects of accessories in summer.

** For installation on solar-powered roof windows or added solar openers for manual roof windows, please contact VELUX Customer Service to ensure compatibility.

*** SMH is designed for VELUX electric top-hung roof windows.

All prices in GBP (£)
Find all sizes, prices and more related products at [velux.co.uk](https://www.velux.co.uk)
Find EPDs at [velux.co.uk/technical-library](https://www.velux.co.uk/technical-library)



Solid blackout fabric
0000

Indoor climate

- Heat protection and blackout all year round.

	Heat protection	●	●	●	●
	Blackout	●	●	●	
	Insulation	●			
	Daylight exposure				
	Burglary prevention				
	Weather protection	●	●		

Remotes and Apps

- Easily control your VELUX solar products with our remote controls or apps.

Read more on page 23.

Anti-heat blackout blind

Beat the heat with this effective combination. VELUX Anti-heat blackout blinds block heat and light and are ideal for those who want to keep comfortable indoors on hot days and sleep better on warm nights. Solar powered and easy to install with no need for wiring.

- Effective combination.
- Great heat protection.
- Blocks out light.
- Rain noise reduction.
- Tough, durable polyester fabric.
- Easy self-installation from inside the room.
- Can be combined with a decorative interior blind and an Insect screen.

Most sold window sizes	CK01 C01	CK02 C02	CK04 C04	CK06 C06	FK06 F06	MK04 M04	MK06 M06	MK08 M08	PK04 P04	PK08 P08	PK10 P10	SK06 S06	UK04 U04	UK08 U08
Sizes (w×h) cm	55×70	55×78	55×98	55×118	66×118	78×98	78×118	78×140	94×98	94×140	94×160	114×118	134×98	134×140
Solar SSS**	303	303	324	334	348	345	362	383	372	414	434	421	417	486


For old VELUX roof window generations (VES), a ZOZ 238 installation kit set is needed.

For VELUX electric top-hung roof windows, a ZOZ 229S kit set is needed.

* Data from a simulated south-facing room with two VELUX GGU 70 roof windows in size MK06 (78.0 x 117.8cm), July – August 2023, recorded in London. Based on a study by VELUX 2023 on the effects of accessories in summer.

** For installation on solar-powered roof windows or added solar openers for manual roof windows, please contact VELUX Customer Service to ensure compatibility.

All prices in GBP (£)
Find all sizes, prices and more related products at [velux.co.uk](https://www.velux.co.uk)
Find EPDs at [velux.co.uk/technical-library](https://www.velux.co.uk/technical-library)



Transparent fabric
5060

Indoor climate

- Heat protection and transparency all year round.

	Heat protection	●	●	●
	Blackout			
	Insulation			
	Daylight exposure	●	●	●
	Burglary prevention			
	Weather protection	●		

Remotes and Apps

- Easily control your VELUX solar and electric products with our remote controls or apps.

Read more on page 23.

Anti-heat blind

Keep your indoors cool and comfortable all day with VELUX Anti-heat blinds that block incoming heat before it ever hits your VELUX roof windows. The ideal choice for home offices or living rooms where you want cooler temperatures and to reduce glare on sunny days.

- Effective heat reduction.
- Transparent fabric lets in light and retains the view to the outside.
- Rain noise reduction.
- Easy self-installation from inside the room.
- Can be combined with a decorative interior blind and an Insect screen.

Most sold window sizes	CK01 C01	CK02 C02	CK04 C04	CK06 C06	FK06 F06	MK04 M04	MK06 M06	MK08 M08	PK04 P04	PK08 P08	PK10 P10	SK06 S06	UK04 U04	UK08 U08
Sizes (w×h) cm	55×70	55×78	55×98	55×118	66×118	78×98	78×118	78×140	94×98	94×140	94×160	114×118	134×98	134×140
Solar MSL**	246	246	264	272	282	280	294	310	302	336	352	342	338	396
Electric MML	246	246	264	272	282	280	294	310	302	336	352	342	338	396
Manual MHL	72	72	72	72	84	90	90	90	104	104	104	116	126	126

For old VELUX roof window generations (VES), a ZOZ 238 installation kit set is needed.

For VELUX electric top-hung roof windows, a ZOZ 229S kit set is needed.

KUX 110 control system is needed if you install an MML into a manually operated VELUX roof window.

* Data from a simulated south-facing room with two VELUX GGU 70 roof windows in size MK06 (78.0 x 117.8cm), July – August 2023, recorded in London. Based on a study by VELUX 2023 on the effects of accessories in summer.

** For installation on solar-powered roof windows or added solar openers for manual roof windows, please contact VELUX Customer Service to ensure compatibility.

All prices in GBP (£)
Find all sizes, prices and more related products at [velux.co.uk](https://www.velux.co.uk)
Find EPDs at [velux.co.uk/technical-library](https://www.velux.co.uk/technical-library)

More flexible and intuitive than ever before

Our solar and electric blinds range can be easily operated remotely or manually via a slider, positioned directly on the product.

The design offers a number of product benefits:

Optimised design

The slimmer profile along the bottom of the blind integrates seamlessly with the roof window, providing an unobstructed view and maximum daylight.

Quieter motor

Regardless of operation, the motor runs almost without sound.

A solution to suit everyone

Available in a wide range of colours and fabrics including blackout, energy pleated and translucent.

Even longer guarantee

Comes with an extended guarantee of 5 years.



Unique design
Available in a wide range of colours.

Slimmer profile
Lets in maximum daylight.

Multiple operation
Operate remotely or manually via the slider.



CO₂ reduced
with recycled
materials



Translucent roller blind RFY



Blackout roller blind DKY

Nature collection

For design and environmentally-conscious consumers, our Nature collection roller blinds come in a range of colours that allow you to bring the peace and tranquility of nature directly into your home. The blinds are made from a minimum 50% recycled fabric and 75% recycled aluminium and have a lower carbon footprint than the standard option. This allows you to enjoy the same high quality as every VELUX product but, with a 50% reduced carbon footprint during production compared to ordinary VELUX blinds.

Blackout roller blind DKY

- Excellent blackout to darken the room.

Translucent roller blind RFY





- Softens incoming light and provides privacy.

Blackout roller blind DKY and Translucent roller blind RFY





- Available with white or brushed aluminium side rails.
- Combine with an exterior Anti-heat blind or shutter for effective heat protection. Read more on page 96.
- Combine with an Insect screen to enjoy fresh air without unwanted visitors. Read more on page 117.

Colour options

Blackout roller blind DKY

	
Forest 4901	Marsh 4902
	
Lake 4903	Cave 4904

Translucent roller blind RFY

	
Clouds 4951	Dunes 4952
	
Woods 4953	Cliffs 4954
















✓ Installation – it just clicks

- Click the blind on. Add side rails. That's it. Original VELUX blinds are tailored to your roof window, making installation fast and easy.

Certifications

- OEKO-TEX® STANDARD 100 (2276-378) – The original safety standard.
- OEKO-TEX® STeP (22002567) – Responsible production for people and planet.
- Our products hold verified EPD certificates complying with the European Standard EN 15804+A2.



Most sold window sizes		CK01 C01	CK02 C02	CK04 C04	CK06 C06	FK06 F06	MK04 M04	MK06 M06	MK08 M08	PK04 P04	PK08 P08	PK10 P10	SK06 S06	UK04 U04	UK08 U08
Sizes (w×h) cm		55×70	55×78	55×98	55×118	66×118	78×98	78×118	78×140	94×98	94×140	94×160	114×118	134×98	134×140
															
	Manual operation	DKY	82	82	88	98	104	100	108	116	114	130	138	134	158
		RFY	82	82	88	98	104	100	108	116	114	130	138	134	158

To order the blind with white side rails, simply add WL to the end of your product code.

All prices in GBP (£)
Find all sizes and prices at [velux.co.uk](https://www.velux.co.uk)
Find EPDs at [velux.co.uk/technical-library](https://www.velux.co.uk/technical-library)



Children’s collection

The greatest adventures start with a good night’s sleep. VELUX Children’s collection blinds feature inspirational and cheerful designs made for childrens’ rooms. Available as a Blackout blind or as Duo blackout blind that combines blackout and light dimming in one solution.

Blackout roller blind DKL















- Excellent blackout to darken the room.

Duo blackout roller blind DFD

- Two ways to control light in one solution – blackout the room completely or soften incoming light.
- Choose any Children’s collection Blackout roller blind combined with a white pleated blind.

Blackout roller blind DKL and Duo blackout roller blind DFD


- Available with white or brushed aluminium side rails.
- Combine with an exterior Anti-heat blind or shutter for effective heat protection. Read more on page 96.
- Combine with an Insect screen to enjoy fresh air without unwanted visitors. Read more on page 117.

Most sold window sizes			CK02 C02	CK04 C04	CK06 C06	FK06 F06	MK04 M04	MK06 M06	MK08 M08	PK04 P04	PK08 P08	PK10 P10	SK06 S06	UK04 U04	UK08 U08
Sizes (w×h) cm			55×78	55×98	55×118	66×118	78×98	78×118	78×140	94×98	94×140	94×160	114×118	134×98	134×140
															
 Manual operation	DKL	K sizes, e.g. MK04	82	88	98	104	100	108	116	114	130	138	134	138	158
	DKL	Non K sizes, e.g. M04	74	80	88	92	90	98	104	102	116	124	120	124	142
	DFD		106	114	126	134	130	140	150	148	168	178	174	180	206


To order the blind with white side rails, simply add WL to the end of your product code.

All prices in GBP (£)
Find all sizes and prices at [velux.co.uk](https://www.velux.co.uk)


Colour options




Mobile
4665




Hot air balloons
4666




Kites
4667




Universe
4653




Racing cars
4654




Roads
4655



Pink stars
4659



Blue sky
4660



Green stars
4661

✓ Installation – it just clicks

- Click the blind on. Add side rails. That's it. Original VELUX blinds are tailored to your roof window, making installation fast and easy.

Certifications


















- OEKO-TEX® STANDARD 100 (1076-184) – The original safety standard.
- OEKO-TEX® STeP (22002567) – Responsible production for people and planet.



Colour by You

The Colour by You collection lets you customise your roller blinds. Choose from thousands of colours to create the look that you’ve been dreaming of. Get inspired by trying the colour selection tool at [veluxblindsdirect.co.uk](https://www.veluxblindsdirect.co.uk) and start customising your blinds today.

- Available for Translucent roller blind (RFL, RML, RSL), Blackout roller blind (DKL, DML, DSL) and Duo blackout roller blind (DFD). All with a choice of white or brushed aluminium side rails.
- Combine with an exterior Anti-heat blind or shutter for effective heat protection. Read more on page 96.
- Combine with an Insect screen to enjoy fresh air without unwanted visitors. Read more on page 117.

Most sold window sizes		CK01 C01	CK02 C02	CK04 C04	CK06 C06	FK06 F06	MK04 M04	MK06 M06	MK08 M08	PK04 P04	PK08 P08	PK10 P10	SK06 S06	UK04 U04	UK08 U08
Sizes (w×h) cm		55×70	55×78	55×98	55×118	66×118	78×98	78×118	78×140	94×98	94×140	94×160	114×118	134×98	134×140
															
 Solar	RSL	190	190	196	206	212	208	216	224	222	238	246	242	246	266
	DSL	190	190	196	206	212	208	216	224	222	238	246	242	246	266
 Electric	RML	190	190	196	206	212	208	216	224	222	238	246	242	246	266
	DML	190	190	196	206	212	208	216	224	222	238	246	242	246	266
 Manual operation	RFL	82	82	88	98	104	100	108	116	114	130	138	134	138	158
	DKL	K sizes, e.g. MK04	82	82	88	98	104	100	108	114	130	138	134	138	158
	DKL	Non K sizes, e.g. M04	74	74	80	88	92	90	98	104	102	116	124	120	142
	DFD		106	106	114	126	134	130	140	148	168	178	174	180	206

To order the blind with white side rails, simply add WL to the end of your product code.


















All prices in GBP (£)
Find all sizes and prices at [velux.co.uk](https://www.velux.co.uk)



Blackout roller blind

The VELUX Blackout roller blind offers blackout for darkness anytime, ideal for bedrooms to ensure a good night's sleep or a daytime nap.

- Excellent blackout.
- Upgrade to a solar or electric blind to enjoy complete light-control at your fingertips.
- Available with white or brushed aluminium side rails.
- Combine your manual blind with an Anti-heat blind and save 10%. Read more on page 92.
- Combine with an Insect screen to enjoy fresh air without unwanted visitors. Read more on page 117.

Most sold window sizes			CK01 C01	CK02 C02	CK04 C04	CK06 C06	FK06 F06	MK04 M04	MK06 M06	MK08 M08	PK04 P04	PK08 P08	PK10 P10	SK06 S06	UK04 U04	UK08 U08
Sizes (w×h) cm			55×70	55×78	55×98	55×118	66×118	78×98	78×118	78×140	94×98	94×140	94×160	114×118	134×98	134×140
																
 Solar DSL	Standard		180	180	184	192	198	196	202	208	208	220	228	224	228	246
	Trend		190	190	196	206	212	208	216	224	222	238	246	242	246	266
 Electric DML	Standard		180	180	184	192	198	196	202	208	208	220	228	224	228	246
	Trend		190	190	196	206	212	208	216	224	222	238	246	242	246	266
 Manual DKL	Standard	K sizes, e.g. MK04	72	72	76	84	90	88	94	100	100	112	120	116	120	138
	Trend	K sizes, e.g. MK04	82	82	88	98	104	100	108	116	114	130	138	134	138	158
	Standard	Non K sizes, e.g. M04	64	64	68	76	80	78	84	90	90	102	108	104	108	124
	Trend	Non K sizes, e.g. M04	74	74	80	88	92	90	98	104	102	116	124	120	124	142

KUX 110 control system is needed if you install an DML onto a manually operated VELUX roof window. To order the blind with white side rails, simply add WL to the end of your product code.

All prices in GBP (£)
Find all sizes and prices at [velux.co.uk](https://www.velux.co.uk)

Colour options

Standard colours

1085

1100

0705

1025

Trend colours

3009

4574

4559

4564

4575

4576

4578

4577

4579

4580

4581

4556

✓ Installation – it just clicks

- Click the blind on. Add side rails. That's it. Original VELUX blinds are tailored to your roof window, making installation fast and easy.

Remotes and Apps

-
- Easily control your VELUX solar and electric products with our remote controls or apps.

Read more on page 23.

Certifications

- OEKO-TEX® STANDARD 100 (1076-184) – The original safety standard.
- OEKO-TEX® SteP (22002567) – Responsible production for people and planet.





Duo blackout roller blind

VELUX Duo blackout roller blind is a blackout roller and a translucent pleated blind in one. It offers the best of both worlds – blackout at night and softly diffused light during the day.

- Two ways to control light in one solution – excellent blackout to darken the room or soften incoming light.
- Choose any colour blackout roller blind combined with a white pleated blind (1016).
- Available with white or brushed aluminium side rails.
- Combine with an exterior Anti-heat blind or shutter for effective heat protection. Read more on page 96.
- Combine with an Insect screen to enjoy fresh air without unwanted visitors. Read more on page 117.

Most sold window sizes			CK01 C01	CK02 C02	CK04 C04	CK06 C06	FK06 F06	MK04 M04	MK06 M06	MK08 M08	PK04 P04	PK08 P08	PK10 P10	SK06 S06	UK04 U04	UK08 U08
Sizes (w×h) cm			55×70	55×78	55×98	55×118	66×118	78×98	78×118	78×140	94×98	94×140	94×160	114×118	134×98	134×140
	Manual DFD	Standard	92	92	100	110	116	114	122	130	128	146	154	152	156	178
		Trend	106	106	114	126	134	130	140	150	148	168	178	174	180	206

To order the blind with white side rails, simply add WL to the end of your product code.

All prices in GBP (£)
Find all sizes and prices at [velux.co.uk](#)

Colour options

Standard colours

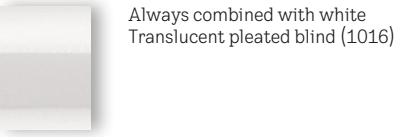
1085110007051025

Trend colours

30094574455945644575

45764578457745794580

45814556



Always combined with white Translucent pleated blind (1016)

✓ Installation – it just clicks

- Click the blind on. Add side rails. That's it. Original VELUX blinds are tailored to your roof window, making installation fast and easy.

Certifications












- OEKO-TEX® STANDARD 100 (1076-184) – The original safety standard.
- OEKO-TEX® STeP (22002567) – Responsible production for people and planet.



Basic blackout blind

The VELUX Basic blackout blind is a good alternative for roof windows manufactured before 2014. It is an ideal solution if you simply want to replace your old blind with a cost-effective solution.

- Blackout effect.
- Stepless positioning.
- Only available for VELUX roof windows manufactured before 2014.
- Available in 4 colours and comes with a 2-year guarantee.
- Combine with an exterior Anti-heat blind or shutter for effective heat protection. Read more on page 96.

Most sold window sizes			C02	C04	F06	M04	M06	M08	P08	S06	U04	U08
Sizes (w×h) cm			55×78	55×98	66×118	78×98	78×118	78×140	94×140	114×118	134×98	134×140
												
	Manual operation	DBL	46	48	56	54	60	64	70	74	76	86

Only available with brushed aluminium side rails.

All prices in GBP (£)
Find all sizes and prices at [velux.co.uk](#)



Translucent roller blind

VELUX Translucent roller blinds provide privacy whilst still allowing in natural light. Perfect for living rooms, offices and playrooms.

- Softens incoming light and provides privacy.
- Upgrade to a solar or electric blind to enjoy complete light-control at your fingertips.
- Available with white or brushed aluminium side rails.
- Combine your manual blind with a manual Anti-heat blind and save 10%. Read more on page 92.
- Combine with an Insect screen to enjoy fresh air without unwanted visitors. Read more on page 117.

Most sold window sizes		CK01 C01	CK02 C02	CK04 C04	CK06 C06	FK06 F06	MK04 M04	MK06 M06	MK08 M08	PK04 P04	PK08 P08	PK10 P10	SK06 S06	UK04 U04	UK08 U08
Sizes (w×h) cm		55×70	55×78	55×98	55×118	66×118	78×98	78×118	78×140	94×98	94×140	94×160	114×118	134×98	134×140
	Standard	180	180	184	192	198	196	202	208	208	220	228	224	228	246
	Trend	190	190	196	206	212	208	216	224	222	238	246	242	246	266
	Standard	180	180	184	192	198	196	202	208	208	220	228	224	228	246
	Trend	190	190	196	206	212	208	216	224	222	238	246	242	246	266
	Standard	72	72	76	84	90	88	94	100	100	112	120	116	120	138
	Trend	82	82	88	98	104	100	108	116	114	130	138	134	138	158

KUX 110 control system is needed if you install an RML onto a manually operated VELUX roof window. To order the blind with white side rails, simply add WL to the end of your product code.

All prices in GBP (£)
Find all sizes and prices at [velux.co.uk](https://www.velux.co.uk)

Colour options

Standard colours

1086

9050

4161

1028

Trend colours

4163

4162

4069

4164

4165

4166

4168

4167

4171

4169

4170

4155

✓ Installation – it just clicks

- Click the blind on. Add side rails. That's it. Original VELUX blinds are tailored to your roof window, making installation fast and easy.

Remotes and Apps

- Easily control your VELUX solar and electric products with our remote controls or apps.

Read more on page 23.

Certifications

- OEKO-TEX® STANDARD 100 (1076-184) – The original safety standard.
- OEKO-TEX® STeP (22002567) – Responsible production for people and planet.






Blackout energy pleated blind

VELUX Blackout energy pleated blinds provide both blackout and insulation, perfect for bedrooms that need blackout at night and extra insulation. Adjust the blind from the top or the bottom* to let in exactly the right amount of light.

- When installed, the blind can reduce window heat loss by up to 21%** for increased comfort
- Blackout for a great night's sleep or a nap during the day.
- Insulation for increased comfort during colder months.
- A flying blind design that can be placed anywhere on the roof window.*
- Upgrade to a solar or electric blind to enjoy complete light-control at your fingertips.
- Available with white or brushed aluminium side rails.
- Combine your manual blind with a manual Anti-heat blind and save 10%. Read more on page 92.
- Combine with an Insect screen to enjoy fresh air without unwanted visitors. Read more on page 117.

Colour options

Standard colours



Trend colours



✓ Installation – it just clicks

- Click the blind on. Add side rails. That's it. Original VELUX blinds are tailored to your roof window, making installation fast and easy.

Remotes and Apps

- Easily control your VELUX solar and electric products with our remote controls or apps.

Read more on page 23.

Certifications

- OEKO-TEX® STANDARD 100 (1076-184) – The original safety standard.
- OEKO-TEX® STeP (22002567) – Responsible production for people and planet.

Most sold window sizes			CK01 C01	CK02 C02	CK04 C04	CK06 C06	FK06 F06	MK04 M04	MK06 M06	MK08 M08	PK04 P04	PK08 P08	PK10 P10	SK06 S06	UK04 U04	UK08 U08
Sizes (w×h) cm			55×70	55×78	55×98	55×118	66×118	78×98	78×118	78×140	94×98	94×140	94×160	114×118	134×98	134×140
	Solar FSC	Standard	200	200	208	218	224	222	230	238	236	254	262	260	264	286
	Trend		214	214	222	234	242	238	248	258	256	276	286	282	288	314
	Electric FMC	Standard	200	200	208	218	224	222	230	238	236	254	262	260	264	286
	Trend		214	214	222	234	242	238	248	258	256	276	286	282	288	314
	Manual FHC	Standard	92	92	100	110	116	114	122	130	128	146	154	152	156	178
	Trend		106	106	114	126	134	130	140	150	148	168	178	174	180	206

KUX 110 control system is needed if you install an FMC onto a manually operated VELUX roof window. To order the blind with white side rails, simply add WL to the end of your product code.

* Manual version only.

** The thermal insulation percentage is based on the blind installed in a triple-glazed roof window (IGU66SG).

All prices in GBP (£)
Find all sizes and prices at velux.co.uk



Translucent pleated blind

The VELUX Translucent pleated blind is a decorative solution that provides privacy whilst diffusing soft natural light into your room. Adjust the blind from the top or the bottom* to let in exactly the right amount of light.

- Softens incoming light and provides privacy.
- A flying blind design that can be placed anywhere on the roof window.*
- Upgrade to a solar or electric blind to enjoy complete light-control at your fingertips.
- Available with white or brushed aluminium side rails.
- Combine with an exterior Anti-heat blind or shutter for effective heat protection. Read more on page 96.
- Combine with an Insect screen to enjoy fresh air without unwanted visitors. Read more on page 117.

Most sold window sizes		CK01 C01	CK02 C02	CK04 C04	CK06 C06	FK06 F06	MK04 M04	MK06 M06	MK08 M08	PK04 P04	PK08 P08	PK10 P10	SK06 S06	UK04 U04	UK08 U08
Sizes (w×h) cm		55×70	55×78	55×98	55×118	66×118	78×98	78×118	78×140	94×98	94×140	94×160	114×118	134×98	134×140
	Standard	190	190	196	206	212	208	216	224	222	238	246	242	246	266
	Trend	-	202	210	220	226	224	232	240	240	256	266	262	266	290
	Standard	190	190	196	206	212	208	216	224	222	238	246	242	246	266
	Trend	-	202	210	220	226	224	232	240	240	256	266	262	266	290
	Standard	82	82	88	98	104	100	108	116	114	130	138	134	138	158
	Trend	-	94	102	112	118	116	124	132	132	148	158	154	158	182

KUX 110 control system is needed if you install an FML onto a manually operated VELUX roof window.
To order the blind with white side rails, simply add WL to the end of your product code.
* Manual version only.

Colour options

Standard colours

1016

1274

1259

1282

Trend colours

1276

1277

1278

1279

1280

1281

1256

1275

1283

1284

1285

1286

✓ Installation – it just clicks

- Click the blind on. Add side rails. That's it. Original VELUX blinds are tailored to your roof window, making installation fast and easy.

Remotes and Apps

Easily control your VELUX solar and electric products with our remote controls or apps.


Read more on page 23.

Certifications

- OEKO-TEX® STANDARD 100 (1076-184) – The original safety standard.
- OEKO-TEX® STeP (22002567) – Responsible production for people and planet.




Blinds and shutters



Colour options

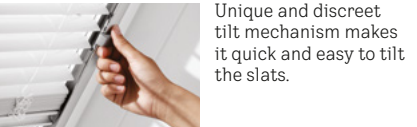
Standard colours



✓ Installation – it just clicks

- Click the blind on. Add side rails. That's it. Original VELUX blinds are tailored to your roof window, making installation fast and easy.

Details



Unique and discreet tilt mechanism makes it quick and easy to tilt the slats.


Venetian blind

This classic solution for light dimming and privacy is perfect for bathrooms and kitchens. It is moisture-resistant and easy to clean.

- Preserves your view while providing privacy.
- Cordless operation.
- Available with white or brushed aluminium side rails.
- Combine with an exterior Anti-heat blind or shutter for effective heat protection. Read more on page 96.
- Combine with an Insect screen to enjoy fresh air without unwanted visitors. Read more on page 117.

Most sold window sizes			CK01 C01	CK02 C02	CK04 C04	CK06 C06	FK06 F06	MK04 M04	MK06 M06	MK08 M08	PK04 P04	PK08 P08	PK10 P10	SK06 S06	UK04 U04	UK08 U08
Sizes (w×h) cm			55×70	55×78	55×98	55×118	66×118	78×98	78×118	78×140	94×98	94×140	94×160	114×118	134×98	134×140
	Manual PAL	Standard	92	92	100	110	116	114	122	130	128	146	154	152	156	178


To order the blind with white side rails, simply add WL to the end of your product code. All prices in GBP (£) Find all sizes and prices at velux.co.uk



Insect screen

Enjoy fresh air without unwanted visitors with a VELUX Insect screen. The screen is simple to operate and can be combined with any other VELUX interior or exterior blind. It has transparent net fabric and stows neatly away in the slim top casing when not in use.

- 100% insect-proof material.
- Transparent net fabric does not obstruct your view.
- Durable, wind-resistant fabric for long-lasting performance.
- OEKO-TEX® STANDARD 100 (1076-184) – The original safety standard.
- OEKO-TEX® STeP (22002567) – Responsible production for people and planet.
- The screen can be combined with any other VELUX interior or exterior blind.



Determine the correct size

- Measure the inner wall width (A) and height (B) to find the size code and price of your insect screen in the table below.
- If you have two heights (B) or heights above 2400mm – two insect screens and one connector set ZOZ 157 SWL are needed.
- IMPORTANT:** Insect screen size codes may differ from window size code, please measure (A) and (B) and find correct size code in the table below before ordering.

Installation

- Quick and easy installation.

	A						
	0-438mm	439-530mm	531-640mm	641-760mm	761-922mm	923-1120mm	1121-1285mm
B	0-1600mm	ZIL BK04 107	ZIL CK02 100	ZIL FK08 132	ZIL MK06 132	ZIL PK25 161	ZIL SK06 163 ZIL UK04 168
	1601-2000mm	SPECIAL ORDER	ZIL CK06 118	ZIL FK08 132	ZIL MK06 132	ZIL PK06 144	ZIL SK06 163 ZIL UK10 202
	2001-2400mm	SPECIAL ORDER	SPECIAL ORDER	ZIL FK08 132	ZIL MK10 157	ZIL PK10 167	ZIL SK10 190 ZIL UK10 202

All prices in GBP (£) Find all sizes and prices at velux.co.uk




Flat roof windows

Curved glass rooflight	Page 122
Flat glass rooflight	Page 124
Special function glass rooflight	Page 126
Blinds for curved and flat glass rooflights	Page 128
Standard glass rooflight	Page 130
Dome with glazing	Page 132
Special function dome with glazing	Page 134
Blinds for standard glass rooflights and domes with glazing	Page 136
Vario by VELUX bespoke rooflights	Page 138

The full range of flat roof windows

We offer a complete range of flat roof windows to cover all projects and budgets. From innovative curved and flat glass rooflights to traditional domes, the VELUX flat roof window portfolio is broad and has something for everyone.




Curved glass rooflight

Top performer with CurveTech

- Maximum daylight area
- Excellent energy performance
- State-of-the art design
- Excellent sound reduction
- Clear view and drainage with CurveTech

(Price example 100 x 100cm)
£1,430

See more page 122 →




Flat glass rooflight

Daylight, design and aesthetics

- Maximum daylight area
- Excellent energy performance
- State-of-the art design
- Excellent sound reduction

(Price example 100 x 100cm)
£1,198

See more page 124 →




Standard glass rooflight

Essential performance. Reliable design

- Good daylight area
- Reliable energy performance
- Modern glass design with attention to detail
- Good sound insulation

(Price example 100 x 100cm)
£1,012

See more page 130 →



Dome with glazing

Advanced dome solution












- Good daylight area
- Good energy performance
- Classic design
- Good sound reduction

(Price example 100 x 100cm)
£885

See more page 132 →

Bespoke solution

- If you are looking for a bespoke solution, check out Vario by VELUX on page 138.

				
Specifications for flat roof windows	Curved glass rooflight	Flat glass rooflight	Standard glass rooflight	Dome with glazing
Application areas 	• Habitable rooms	• Habitable rooms	• Habitable rooms	• Habitable rooms
Roof pitch 	• 0 - 15°	• 2 - 15°	• 2 - 15°	• 0 - 15°
Design 	<ul style="list-style-type: none">• Curved glass top• 88% daylight area*• Glass-to-edge inside view• Glass-to-edge curved top• Integrated motor in frame• Discreetly placed blinds• Better view and drainage with CurveTech	<ul style="list-style-type: none">• Flat glass top• 88% daylight area*• Glass-to-edge inside view• Glass-to-edge flat top• Integrated motor in frame• Discreetly placed blinds	<ul style="list-style-type: none">• Standard glass top• 70% daylight area*• Perfectly fitting blinds• Integrated motor in frame	<ul style="list-style-type: none">• Clear or opaque dome skin• 70% daylight area*
Performance 	<ul style="list-style-type: none">• Glass top and base unit with double- or triple glazing• Insulating glass unit with inner laminated glass (P4A)• Urc,ref300: 0,65 W/(m²K)**• Arc,ref300: 4.4 m²**• Sound insulation 39 db**• Burglary resistant as standard***	<ul style="list-style-type: none">• Glass top and base unit with double- or triple glazing• Insulating glass unit with inner laminated glass (P4A)• Urc,ref300: 0,75 W/(m²K)**• Arc,ref300: 4.1 m²**• Sound insulation 39 db**• Burglary resistant as standard***	<ul style="list-style-type: none">• Standard glass top with aluminium frame and base unit with double glazing• Insulating glass unit with inner laminated glass (P4A)• U-value: 0,75 W/(m²K)**• Area: 3.9 m²**• Sound insulation 36 db**• Burglary resistant as standard***	<ul style="list-style-type: none">• Dome skin and base unit with double glazing• Insulating glass unit with inner laminated glass (P4A)• U-value: 0,80 W/(m²K)**• Area: 3.4 m²**• Sound insulation 36 db**• Burglary resistant as standard***
Operation 	<ul style="list-style-type: none">• Solar• Electric• Fixed	<ul style="list-style-type: none">• Solar• Electric• Fixed	<ul style="list-style-type: none">• Electric• Fixed	<ul style="list-style-type: none">• Electric• Fixed
Smart home and sensors 	<ul style="list-style-type: none">• Compatible with remotes and apps• Pre-installed rain sensor as standard• Pre-paired wall switch	<ul style="list-style-type: none">• Compatible with remotes and apps• Pre-installed rain sensor as standard• Pre-paired wall switch	<ul style="list-style-type: none">• Compatible with remotes and apps• Pre-installed rain sensor as standard• Pre-paired wall switch	<ul style="list-style-type: none">• Compatible with remotes and apps• Pre-installed rain sensor as standard• Pre-paired wall switch
Heat protection and daylight adjustment 	<ul style="list-style-type: none">• Anti-heat blind (solar) – Optimised and discreet placement• Blackout blind (solar) – Optimised and discreet placement• Insect screen (manual, cleanable, removable)	<ul style="list-style-type: none">• Anti-heat blind (solar) – Optimised and discreet placement• Blackout blind (solar) – Optimised and discreet placement• Insect screen (manual, cleanable, removable)	<ul style="list-style-type: none">• Anti-heat blind (solar)• Translucent and blackout blinds (solar/electric)	<ul style="list-style-type: none">• Anti-heat blind (solar)• Blackout energy pleated blind (solar/electric)

* Daylight area stated as per method in EAD 220062-00-0401 (CE marking). Numbers mentioned are for a size 100100.
** U-value, area and sound insulation is stated for fixed variants with either Q variant 2-layer glazing unit (standard glass and dome with glazing) and 2-layer glazing unit (flat glass and curved glass). U-values and areas are calculated for roof window size 1.2x1.2m, with a kerb height of 300mm, in accordance with method in EN 1873:2014+A1:2016.
*** Complies with EU legislative requirements for burglary resistance, class 2.



Curved glass rooflight

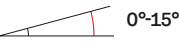
Solar, electric or fixed variants available

The VELUX glass rooflight with curved glass is a revolution in roof window design. The unique design with a slim frame and invisible sash provides maximum daylight and a beautiful glass-to-edge view from inside the home – even with a blind installed. In addition, the curved-shaped glass top allows rainwater to easily drain off the surface – even on 0° roof pitches.

- Maximum daylight area.
- Excellent energy performance.
- State-of-the-art design.
- Excellent sound reduction.
- Clear view and drainage.

Find EPDs at [velux.co.uk/technical-library](https://www.velux.co.uk/technical-library)

Roof pitch



Details

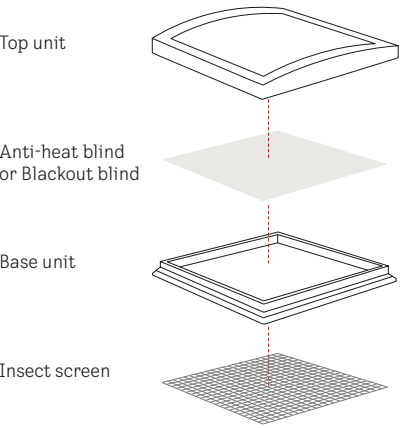
- The premium choice for homeowners with 0-15° roof pitches.
- Glass-to-edge curved glass top unit.
- Unique roof window construction with a slim frame and invisible sash.
- Available with double or triple glazing for excellent energy performance and sound reduction.
- Laminated insulated glass unit for safety.
- Burglary resistant.*
- Comes in solar, electric and fixed variants.
- Solar and electric variants deliver fresh air at the touch of a button and have an integrated rain sensor.

* Complies with EU legislative requirements for burglary resistance, class 2.

Blind options

- The blinds are discreetly placed in the base unit construction, between the lower pane and outer glass, and do not compromise daylight, design or your view to the sky.

See more about blinds options on page 128.



Mounting of blinds is done most conveniently during the rooflight installation process.

Remotes and Apps

Easily control your VELUX solar and electric products with our remote controls or apps.

Free App Control included. Read more at [velux.co.uk/freeapp](https://www.velux.co.uk/freeapp)

Motor placement

- On all rectangular sizes, the motor is placed on the long side. Please refer to the installation instructions for further details.



Available sizes	060060	090060	080080	090090	100100	120090	120120	150080	150100	150120	150150	200060	200100
Hole in roof (wxh) cm	60×60	90×60	80×80	90×90	100×100	120×90	120×120	150×80	150×100	150×120	150×150	200×60	200×100
External frame size (wxh) cm	82×82	112×82	102×102	112×112	122×122	142×112	142×142	172×102	172×122	172×142	172×172	222×82	222×122

h	w	Window opening*	U _w -VALUE**											
			U _w ,ref300 W/(m²K)/ Arc,ref300 Area m²											

Top unit														
ISU 1093	Curved glass top unit	561	619	669	743	826	859	1,073	999	1,090	1,280	1,486	1,131	1,560

Base unit															
CVU 0320Q	Solar base unit, 2-layer glazing	0.65/4.4	1,069	1,111	1,147	1,202	1,262	1,286	1,395	1,322	1,413	1,510	1,661	1,413	1,932
CVU 0325Q	Solar base unit, 3-layer glazing	0.55/4.4	1,192	1,247	1,294	1,365	1,443	1,475	1,616	1,522	1,640	1,765	1,961	1,640	2,095
CVU 0220Q	Electric base unit, 2-layer glazing	0.65/4.4	1,069	1,111	1,147	1,202	1,262	1,286	1,395	1,322	1,413	1,865	1,972	1,413	1,791
CVU 0225Q	Electric base unit, 3-layer glazing	0.55/4.4	1,192	1,247	1,294	1,365	1,443	1,475	1,616	1,522	1,640	1,765	1,961	1,640	2,095
CFU 0020Q	Fixed base unit, 2-layer glazing	0.65/4.4	411	453	489	544	604	628	737	664	755	1,411	1,516	1,259	1,336
CFU 0025Q	Fixed base unit, 3-layer glazing	0.55/4.4	534	589	636	707	785	817	958	864	982	1,662	1,865	1,499	1,437

Installation accessories														
ZCU 0015	Extension kerb with flange 160mm	324	343	346	361	372	376	425	391	443	466	547	447	533
ZZZ 210U	Securing kit for roofing material	53	56	57	59	61	62	70	64	73	76	90	73	87
LSF 2000	Lining*	320	343	351	366	381	389	411	392	427	427	457	438	476

Recommended blinds and shutters														
MSU 5070	Solar Anti-heat blind	359	367	375	383	391	410	426	402	430	445	488	438	512

* Lining for flat roof. This all-in-one solution includes PVC panels, vapour barrier and facings.
** Calculated for a reference size of 1.2x1.2m and 300mm upstand, in a 0° roof pitch.

All prices in GBP (£)
Find all sizes and prices at [velux.co.uk](https://www.velux.co.uk)



Flat glass rooflight

Solar, electric or fixed variants available

The VELUX Flat glass rooflight will bring the magic of daylight into your home. The unique design with a slim frame and invisible sash provides maximum daylight and a beautiful design from inside the home – even with a blind installed.

- Maximum daylight area.
- Excellent energy performance.
- State-of-the-art design.
- Excellent sound reduction.

Roof pitch



Details

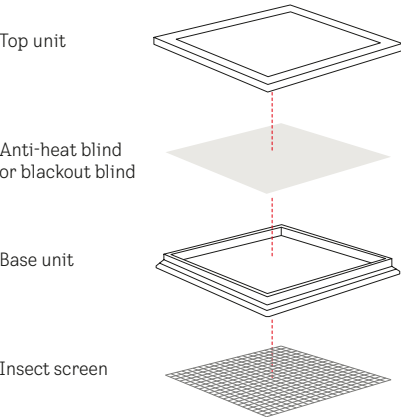
- The elegant choice for roof pitches from 2-15°.
- Glass-to-edge flat glass top unit.
- Unique roof window construction with a slim frame and invisible sash.
- Available with double or triple glazing for excellent energy performance and sound reduction.
- Laminated insulated glass unit for safety.
- Burglary resistant.*
- Comes in solar, electric and fixed variants.
- Solar and electric variants deliver fresh air at the touch of a button and have an integrated rain sensor.

* Complies with EU legislative requirements for burglary resistance, class 2.

Blind options

- The blinds are discreetly placed in the base unit construction, between the lower pane and outer glass, and do not compromise daylight, design or your view to the sky.

See more about blinds options on page 128.



Mounting of blinds is done most conveniently during the rooflight installation process.

Remotes and Apps

- Easily control your VELUX solar and electric products with our remote controls or apps.
- Free App Control included. Read more at velux.co.uk/freeapp

Motor placement

On all rectangular sizes, the motor is placed on the long side. Please refer to the installation instructions for further details.



Available sizes	060060	090060	080080	090090	100100	120090	120120	150080	150100	150120	150150	200060	200100
Hole in roof (wxh) cm	60×60	90×60	80×80	90×90	100×100	120×90	120×120	150×80	150×100	150×120	150×150	200×60	200×100
External frame size (wxh) cm	82×82	112×82	102×102	112×112	122×122	142×112	142×142	172×102	172×122	172×142	172×172	222×82	222×122

h		U_w-VALUE**												
w		Urc,ref300												
Window opening*		W/(m²K)/												
		Arc,ref300												
		Area m²												

Top unit														
ISU 2093	Flat glass top unit	404	446	481	535	594	618	772	719	784	921	1,069	814	1,123

Base unit															
CVU 0320Q	Solar base unit, 2-layer glazing	0.75/ 4.1	1,069	1,111	1,147	1,202	1,262	1,286	1,395	1,322	1,413	1,510	1,661	1,413	1,932
CVU 0325Q	Solar base unit, 3-layer glazing	0.60/ 4.1	1,192	1,247	1,294	1,365	1,443	1,475	1,616	1,522	1,640	1,765	1,961	1,640	2,095
CVU 0220Q	Electric base unit, 2-layer glazing	0.75/ 4.1	1,069	1,111	1,147	1,202	1,262	1,286	1,395	1,322	1,413	1,865	1,972	1,413	1,791
CVU 0225Q	Electric base unit, 3-layer glazing	0.60/ 4.1	1,192	1,247	1,294	1,365	1,443	1,475	1,616	1,522	1,640	1,765	1,961	1,640	2,095
CFU 0020Q	Fixed base unit, 2-layer glazing	0.75/ 4.1	411	453	489	544	604	628	737	664	755	1,411	1,516	1,259	1,336
CFU 0025Q	Fixed base unit, 3-layer glazing	0.60/ 4.1	534	589	636	707	785	817	958	864	982	1,662	1,865	1,499	1,437

Installation accessories														
ZCU 0015	Extension kerb with flange 160mm	324	343	346	361	372	376	425	391	443	466	547	447	533
ZZZ 210U	Securing kit for roofing material	53	56	57	59	61	62	70	64	73	76	90	73	87
LSF 2000	Lining*	320	343	351	366	381	389	411	392	427	427	457	438	476

Recommended blinds and shutters														
MSU 5070	Solar Anti-heat blind	359	367	375	383	391	410	426	402	430	445	488	438	512

* Lining for flat roof. This all-in-one solution includes PVC panels, vapour barrier and facings.
** Calculated for a reference size of 1.2x1.2m and 300mm upstand, in a 0° roof pitch.

All prices in GBP (£)
Find all sizes and prices at velux.co.uk



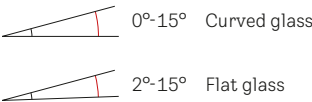
Glass rooflight electric roof exit

Curved or flat glass variant available

The VELUX Glass rooflight electric exit offers safe and easy roof access for maintenance, plus daily comfort ventilation. Each unit includes a mandatory safety and ventilation switch kit to prevent entrapment and fall-through.


- Easy access via indoor switch and key.
- Secure exit with outdoor locking function.
- Comfort ventilation for daily airing.
- Compatible with VELUX Control unit KES 305 (not included).

Roof pitch




Details

- Note: this product is compatible with VELUX glass rooflight blinds MSU and DSU.



Curved glass

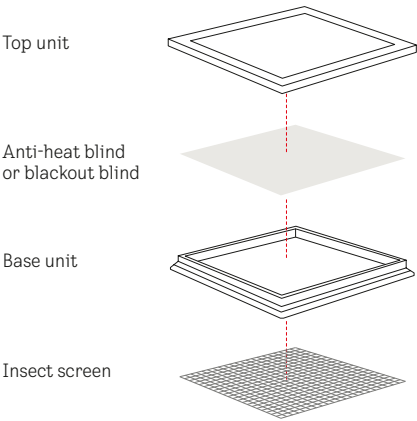


Flat glass

Blind options

- The blinds are discreetly placed in the base-unit construction, between the lower pane and outer glass, and do not compromise daylight, design or your views to the sky.

See more about blinds options on page 128.



Mounting of blinds is done most conveniently during the rooflight installation process.

Curved glass rooflight electric exit

Available sizes	100100120120150100		
Hole in roof (wxh) cm	100×100120×120150×100		
 Window opening*	U-VALUE**		
	Urc,ref300 W/(m²K)	Arc,ref300 Area m²	

Top unit

ISU 1093	Curved glass top unit	826	1,073	1,090
----------	-----------------------	-----	-------	-------

Base unit and exit safety and comfort ventilation kit

	CXU 0220K01	Electric base unit, 2 layer glazing. Exit safety kit with rain sensor included	0.75	4.41	3,165	3,763	3,845
	CXU 0225K01	Electric base unit, 3 layer glazing. Exit safety kit with rain sensor included	0.65	4.41	3,980	4,758	4,864

Control unit

KES 305	Control unit for glass rooflight exit 5A, for the control of 1 rooflight exit	-	-	202
---------	---	---	---	-----

Installation accessories

ZCU 0015	Extension kerb 160mm flange	372	425	443
ZZZ 210U	Securing kit for roofing felt	61	70	73
LSF 2000	Lining***	381	411	427

Flat glass rooflight electric exit

Available sizes	100100120120150100		
Hole in roof (wxh) cm	100×100120×120150×100		
 Window opening*	U-VALUE**		
	Urc,ref300 W/(m²K)	Arc,ref300 Area m²	

Top unit

ISU 2093	Flat glass top unit	594	772	784
----------	---------------------	-----	-----	-----

Base unit and exit safety and comfort ventilation kit

	CXU 0220K01	Electric base unit, 2 layer glazing. Exit safety kit with rain sensor included	0.75	4.41	3,165	3,763	3,845
	CXU 0225K01	Electric base unit, 3 layer glazing. Exit safety kit with rain sensor included	0.65	4.41	3,980	4,758	4,864

Control unit

KES 305	Control unit for glass rooflight exit 5A, for the control of 1 rooflight exit	-	-	202
---------	---	---	---	-----

Installation accessories


ZCU 0015	Extension kerb 160mm flange	372	425	443
ZZZ 210U	Securing kit for roofing felt	61	70	73
LSF 2000	Lining***	381	411	427

* On the rectangular size, the window opens on the long side.
** Calculated for a reference size of 1.2x1.2m and 300mm upstand, in a 0° roof pitch.
*** Lining for flat roof. This all-in-one solution includes PVC panels, vapour barrier and facings.

All prices in GBP (£)
Find all sizes and prices on velux.co.uk



Anti-heat blind
(MSU)




5070




Blackout blind
(DSU)



4550



Insect screen
(ZIU)



0000



Important!
Remember to install
blinds at the same
time as rooflights

Blinds for curved and flat glass rooflights

Anti-heat blind

The Anti-heat blind provides light dimming and heat protection to maintain a cool and comfortable room. The blind is discreetly placed inside the rooflight, and is easily installed from the roof when installing the rooflight.

- Reduces overheating.
- Semi-transparent fabric for light control and sky view.
- Solar-powered blind with remote control.
- Not compatible with Blackout blind.

Blackout blind

















The VELUX Blackout blind for glass rooflights blocks outside light anytime and is perfect for bedrooms. It is discreetly placed inside the rooflight and easily installed from the roof when installing the rooflight.

- Perfect sleep – day or night.
- Excellent blackout.
- Great for bedrooms and media rooms.
- Solar-powered blind with remote control.
- Not compatible with Anti-heat blind.

Insect screen

The VELUX Insect screen for glass rooflights lets you enjoy fresh air and a view to the sky without the distraction of insects. It comes in a contemporary white design and is easy to install and simple to remove for cleaning.

- Fresh air and 100% insect-proof.
- Durable, transparent net fabric does not obstruct your view.
- Can be combined with an Anti-heat blind or a Blackout blind.

			060060	080080	090060	090090	100100	120090	120120	150080	150100	150120	150150	200060	200100
Roof window size (wxh) cm			60×60	80×80	90×60	90×90	100×100	120×90	120×120	150×80	150×100	150×120	150×150	200×60	200×100
															
	Solar MSU	Anti-heat blind	359	375	367	383	391	410	426	402	430	445	488	438	512
	Solar DSU	Blackout blind	359	375	367	383	391	410	426	402	430	445	488	438	512
	Manual ZIU	Insect screen	83	87	85	89	90	95	99	93	100	103	113	101	119

Solar MSU and DSU can be combined with our remotes and apps solutions for multiple product operation, scheduling and automation. Read more about these solutions on page 23.

All prices in GBP (£)
Find all sizes and prices at [velux.co.uk](https://www.velux.co.uk)



Standard glass rooflight

Electric and fixed variant available

The Standard glass rooflight delivers great value at an affordable price through an unmatched combination of well-tested VELUX quality, competitive technical performance and modern glass design.

Featuring a 2-layer low-energy pane, it lets daylight flood into your room while still maintaining energy efficiency and acoustic insulation. Its clean lines and perfect roof fit make it a valuable addition to any home or building.

- Good daylight area.
- Reliable energy performance.
- Modern glass design with attention to detail.
- Good sound reduction.
- Proven and tested VELUX quality.

Find EPDs at [velux.co.uk/technical-library](https://www.velux.co.uk/technical-library)

Roof pitch



Details

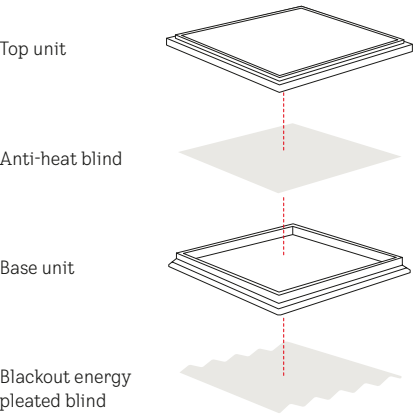
- The perfect choice for roof pitches from 2-15°.
- Modern glass design with aluminium frame.
- PVC base unit construction provides good thermal and sound reduction.
- Comes with double glazing.
- Laminated insulated glass unit for safety.
- Burglary resistant*.
- Comes in electrically vented or fixed variant.
- Electrically vented variant provides fresh air at the touch of a button and has an integrated rain sensor.

* Complies with EU legislative requirements for burglary resistance, class 2.

Blind options

- Considering blinds at the same time as the window is recommended. There are different blind options to choose from, both for heat protection and blackout purposes.

See more about blinds options on page 136.



Remotes and Apps

Easily control your VELUX solar and electric products with our remote controls or apps.

Free App Control included. Read more at [velux.co.uk/freeapp](https://www.velux.co.uk/freeapp)



Available sizes	060060	060090	080080	090090	100100	090120	120120	100150
Hole in roof (wxh) cm	60×60	60×90	80×80	90×90	100×100	90×120	120×120	100×150
External frame size (wxh) cm	78×78	78×108	98×98	108×108	118×118	108×138	138×138	118×168

 Window opening*	U-VALUE**									
	W/m² K	Area								

Top unit										
ISG 2093	Standard glass top with aluminium frame	340	364	383	440	479	507	622	632	



Base unit											
CVP 0673QVA	Electrically vented burglary-resistant base	0.80	3.4	966	993	1,014	1,078	1,121	1,153	1,238	1,270
CFP 0073QV	Fixed, burglary-resistant base	0.80	3.4	378	405	426	490	533	565	650	682

Installation accessories											
ZCE 0015	Extension kerb with flange 160mm	231	245	247	258	266	269	303	317		
ZZZ 210	Securing kit for roofing materials	53	56	57	59	61	62	70	73		
LSF 2000	Lining***	320	343	351	366	381	389	411	427		

Recommended blinds and shutters											
MSG 6090	Solar Anti-heat blind	295	302	308	314	318	327	333	340		

* On all rectangular sizes (electric base unit), the window opens on the short side.
** Calculated for a reference size of 1.2x1.2m and 300mm upstand, in a 2° roof pitch.
*** Lining for flat roof. This all-in-one solution includes PVC panels, vapour barrier and facings.

All prices in GBP (£)
Find all sizes and prices at [velux.co.uk](https://www.velux.co.uk)



Dome with glazing

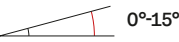
Electric and fixed variant available

The VELUX Dome with glazing is an advanced dome solution for installation in 0-15° roof pitches. It is an effective product for letting in daylight and fresh air, without compromising on energy efficiency and comfort with sun and heat protection products. The insulated base unit has an integrated 2-layer insulating glass unit and the polycarbonate top unit is available in a clear or opaque version.

- Good daylight area.
- Good energy performance.
- Classic design.
- Good sound reduction.

Find EPDs at [velux.co.uk/technical-library](https://www.velux.co.uk/technical-library)

Roof pitch



Details

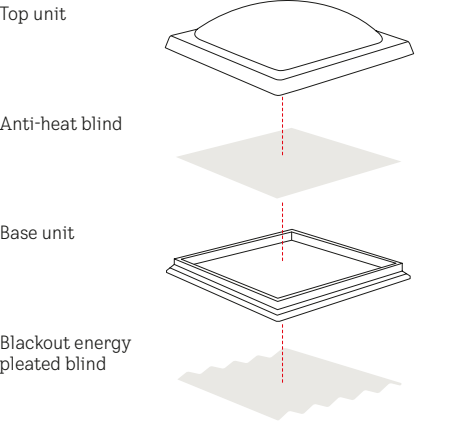
- Opaque dome for optimal privacy or clear dome for daylight and view to the sky.
- Base unit construction with insulating glass unit provides good thermal insulation.
- Comes with double glazing.
- Laminated insulated glass unit for safety.
- Burglary resistant.*
- Comes in a fixed or electrically vented variant.
- Electrically vented variant provides fresh air at the touch of a button and has an integrated rain sensor.

* Complies with EU legislative requirements for burglary resistance, class 2.

Blind options

- Considering blinds at the same time as the roof window is recommended. There are different blind options to choose from, both for heat protection and blackout purposes.


See more about blind options on page 136.



Remotes and Apps

Easily control your VELUX solar and electric products with our remote controls or apps.

Free App Control included. Read more at [velux.co.uk/freeapp](https://www.velux.co.uk/freeapp)



Available sizes	060060	060090	080080	090090	100100	090120	120120	100150	150150
Hole in roof (wxh) cm	60×60	60×90	80×80	90×90	100×100	90×120	120×120	100×150	150×150
External frame size (wxh) cm	78×78	78×108	98×98	108×108	118×118	108×138	138×138	118×138	168×168

h	w	U _w -VALUE**									
Window opening*		W/m² K	Area								

Top unit											
ISD 0010G	Clear polycarbonate dome	250	268	282	324	352	373	458	465	634	
ISD 0110G	Opaque polycarbonate dome	250	268	282	324	352	373	458	465	634	

Base unit												
CVP 0673QVA	Electrically-vented burglary-resistant base	0.80	3.4	966	993	1,014	1,078	1,121	1,153	1,238	1,270	1,446
CFP 0073QV	Fixed, burglary-resistant base	0.80	3.4	378	405	426	490	533	565	650	682	858

Installation accessories											
ZCE 0015	Extension kerb with flange 160mm	231	245	247	258	266	269	303	317	391	
ZZZ 210	Securing kit for roofing material	53	56	57	59	61	62	70	73	90	
LSF 2000	Lining***	320	343	351	366	381	389	411	427	457	

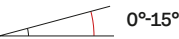
Recommended blinds and shutters											
MSG 6090	Solar Anti-heat blind	295	302	308	314	318	327	333	340	-	

* On all rectangular sizes (electric base unit), the roof window opens on the short side.
** Calculated for a reference size of 1.2x1.2m and 300mm upstand, in a 0° roof pitch.
*** Lining for flat roof. This all-in-one solution includes PVC panels, vapour barrier and facings.

All prices in GBP (£)
Find all sizes and prices at [velux.co.uk](https://www.velux.co.uk)




Roof pitch



Details





- Note: this product is not compatible with VELUX flat roof blinds FMG, FMK and MSG.




Roof exit

The manually operated Roof exit window opens extra wide to provide easy access to the roof. Fully compliant with all relevant EU legislative requirements, the VELUX Roof exit is a double glazed roof window with a laminated inner pane that prevents glass from splintering in the event of breakage. It is available with an opaque or clear polycarbonate dome.

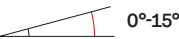
- Extra-large opening for easy access to the roof.
- Improved comfort with low-energy double glazing.
- Tilted interior frame increases daylight in the room.
- Opening angle of approximately 60°.
- Excellent insulating value and sound reduction.

Available sizes		090120	100100	120120		
Hole in roof (wxh) cm		90×120	100×100	120×120		
External frame size (wxh) cm		108x138	118x118	138x138		
<div><div><div>h</div><div></div><div>w</div></div><div>Window opening*</div></div>	<div><div>U_w-VALUE**</div><div>W/m² K Area</div></div>					
Top unit						
ISD 0010G	Clear polycarbonate dome	373	352	458		
ISD 0110G	Opaque polycarbonate dome	373	352	458		
Base unit						
CXP 0473Q	Manually operated Roof exit window base	0.86	3.4	1,141	1,077	1,314
Installation accessories						
ZCE 0015	Extension kerb with flange 160mm	269	266	303		
ZZZ 210	Securing kit for roofing material	62	61	70		

* On the rectangular size, the roof window opens on the short side.
** Calculated for a reference size of 1.2x1.2m and 300mm upstand, in a 0° roof pitch.
Find EPDs at velux.co.uk/technical-library




Roof pitch



Details

- Specific smoke ventilation accessories may be required and can be purchased separately.
- Only compatible with VELUX flat roof blinds FSK and MSG. An approval by local fire authorities is needed before installation.



Smoke ventilation

The Smoke ventilation roof window automatically opens when smoke and fire are detected to release smoke and excess heat. It can also be opened for fresh air to improve the indoor climate. Its burglar-proof construction provides additional security while a laminated inner pane prevents glass from shattering if it breaks.

- Available for 1.13m² (100x100cm) or 1.48m² (120x120cm) of smoke-free geometric ventilation area.
- Compliant with EU legislative requirements.
- Automatically opens in case of fire.
- Heavy-duty reliable scissor opening mechanism.
- Low-energy double glazing with two energy coatings.
- Tested and certified to EN ISO 12101-2.

Available sizes		100100	120120		
Hole in roof (wxh) cm		100x100	120x120		
External frame size (wxh) cm		118x118	138x138		
		<div><div>U_w-VALUE*</div><div>W/m² K Area</div><div><div></div><div></div></div></div>			
Top unit					
ISD 0010G	Clear polycarbonate dome	352	458		
ISD 0110G	Opaque polycarbonate dome	352	458		
Base unit					
CSP 1073Q	Smoke ventilation roof window base unit	0.99	3.4	2,132	2,601
Specific smoke ventilation accessories					
KFC 310 EU	Control unit for 1 CSP	-	655		
KFA 100	Smoke detector	-	97		
KFK 300	Break glass point	-	92		

* Calculated for a reference size of 1.2x1.2m and 300mm upstand, in a 0° roof pitch.
All prices in GBP (£)
Find all sizes and prices at velux.co.uk
Find EPDs at velux.co.uk/technical-library




Anti-heat blind

The VELUX Anti-heat blind provides light dimming and heat protection so your indoor temperature stays cool and comfortable. This makes it perfect for living rooms with activity during the day.


6090



Blackout energy pleated blind



1045



1047

Blinds for standard glass rooflights and domes with glazing*

Anti-heat blind**

The VELUX Anti-heat blind provides light dimming and heat protection so your indoor temperature stays cool and comfortable. This makes it perfect for living rooms with activity during the day.













- Reduces solar heating.
- Semi-transparent fabric lets in natural light.
- Available in solar powered operation with app and remote control.

Blackout energy pleated blind

The VELUX blackout energy pleated blind for flat roof windows darkens the room and protects against cold. This makes it the ideal choice for bedrooms and living rooms.

- Blackout and insulating effect.
- Available in solar-powered and electric operation with app and remote control.
- OEKO-TEX® STANDARD 100 (1076-184) – The original safety standard.
- OEKO-TEX® STeP (22002567) – Responsible production for people and planet.




Roof window size (wxh) cm			060060	060090	080080	090090	100100	090120	120120	100150	150150
			60×60	60×90	80×80	90×90	100×100	90×120	120×120	100×150	150×150
											
	Solar MSG	Anti-heat blind	295	302	308	314	318	327	333	340	-
	Solar FSK	Blackout energy pleated blind	291	298	304	310	313	323	329	335	395
	Electric FMK	Blackout energy pleated blind	271	277	283	289	291	300	306	312	367

*Also compatible with Curved top unit (ISD 1093) and Flat top unit (ISD 2093) for roof windows CFP/CVP bought before July 2021. Solar-powered blinds are not compatible with opaque dome with glazing variants.
**Anti-heat blind not compatible with flat glass top unit ISD 2093 for roof windows CFP/CVP.

Solar MSG is not compatible with ISD 2093. Solar MSG and FSK and electric FMK can be combined with our remotes and apps solutions for multiple product operation, scheduling and automation. Read more about these solutions on page 23.

All prices in GBP (£)
Find all sizes and prices at [velux.co.uk](https://www.velux.co.uk)



VARIO by VELUX

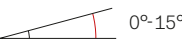
Bespoke rooflights for any project

Design and build your rooflights just the way you want them with VARIO by VELUX. Use the Design a Rooflight configurator tool available on the VELUX website to create flat roof iconic designs for your project. The tool gives you a 3D illustration of the rooflight and access to real-time prices.


- Custom-made designs for all types of project.
- Huge variety of shapes, colours and features.
- Sizes up to 4m² of clear internal glass.

For further information visit:
vario.velux.com/buildyourown

Roof pitch



Exterior finish options



Rooflight options

- Fixed up to 4m².
- Opening up to 4m².
- Walk-on up to 3m².
- Round up to Ø 1300mm.
- Unlimited up to 4m² per module.

Details

- The elegant choice for roof pitches from 0-15° (with a recommendation for the rooflights to be installed at a minimum pitch of 3°).
- Glass-to-edge flat glass top unit.
- Unique window construction with a slim frame and invisible sash.
- Available with double or triple glazing for excellent energy performance and sound reduction.
- Laminated insulated glass unit for safety.
- Comes in a fixed or electrically-vented variant.
- Electrically-vented variant provides fresh air at the touch of a button, with an additional rain sensor providing automatic closure if required.
- io-homecontrol compatible including VELUX remote controls and VELUX ACTIVE.
- Special variants complies with EU legislative requirements for burglary resistance, class 2.

Blind options

- Blinds are available for windows between 600-1000mm in width and longer than 725mm. Featuring light diffusing, fire retardant fabric and available in a choice of White, Grey or Black colour. Electrically operated they provide a simple solution to privacy and shading.



Contact us

vario@velux.co.uk
+44 (0) 1592 778 246



Flat roof windows



10
Year
Guarantee

Sun tunnels

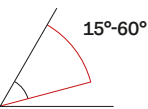
Sun tunnels

For sloped roofs
For flat roofs

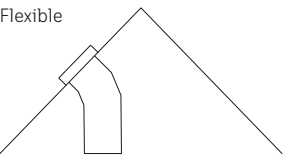
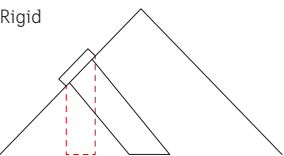
Page 142



Roof pitch



Tunnel options



Light diffuser Edge Glow

- Our Edge Glow light diffuser spreads the light from the Sun tunnel throughout the room.

See image on page 143.



Sun tunnel, sloped roof

Rigid and flexible tunnel options available

Add natural light to spaces where you never felt it was possible with a VELUX Sun tunnel. Perfect for windowless bathrooms, walk-in wardrobes and hallways.

Use rigid sun tunnels when there is direct access between the roof and the ceiling of the room. Flexible sun tunnels should be used when there is an object, such as a beam, restricting access.

Rigid sun tunnels

- Recommended for maximum daylight, because of its super high reflective coating.
- Up to 98% daylight reflectivity for optimal natural light conditions.
- Elegant, maintenance-free exterior glass module.
- Recommended tunnel length 0.9 - 6m.
- 1.7m tunnel supplied (ZTR extensions are available).
- Available in 25cm and 35cm diameters.

Flexible sun tunnels

- Flexible fibreglass tunnel, with reflective inner coating.
- Elegant maintenance-free exterior glass module.
- Recommended tunnel length is 1.5m.
- 2m tunnel supplied.
- Available in 35cm diameter.

Tunnel diameter	10"/25cm	14"/35cm
External frame size (wxh) cm	37×37	46×46

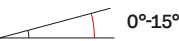


Rigid sun tunnels			
TWR OK10 2010	25cm diameter rigid tunnel for tiles up to 120mm in profile	389	-
TLR OK10 2010	25cm diameter rigid tunnel for slate up to 8mm thick	389	-
TWR OK14 2010	35cm diameter rigid tunnel for tiles up to 120mm in profile	-	447
TLR OK14 2010	35cm diameter rigid tunnel for slate up to 8mm thick	-	447
Flexible sun tunnels			
TWF OK14 2010	35cm diameter flexible tunnel for tiles up to 120mm in profile	-	387
TLF OK14 2010	35cm diameter flexible tunnel for slate up to 8mm thick	-	387
Accessories			
ZTR OK10 0062	600mm extension section for 25cm rigid diameter sun tunnel	80	-
ZTR OK14 0062	600mm extension section for 35cm rigid diameter sun tunnel	-	80
ZTR OK14 0124	1.2m extension section for 35cm rigid diameter sun tunnel	-	156
ZTL 014	Low-energy light kit for 25cm and 35cm, fits inside tunnel, requires mains connection. Bulb supplied	-	100

All prices in GBP (£)
Find all sizes and prices at [velux.co.uk](https://www.velux.co.uk)

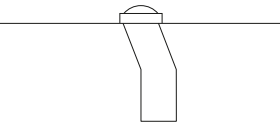


Roof pitch



Tunnel option

Flexible



Light diffuser Edge Glow

- Our Edge Glow light diffuser spreads the light from the sun tunnel throughout the room.

See image on page 145.

Sun tunnel, flat roof

Flexible tunnel

Used for installation in flat roofs to bring natural light into areas of the house where a flat roof window installation is either not possible or not appropriate. The frame is made of white PVC. Supplied with polycarbonate dome.

Flexible sun tunnels

- Flexible fibreglass tunnel, with reflective inner coating.
- Recommended tunnel length for flat roof is between 0.2m and 0.9m.
- 0.9m tunnel supplied.
- Available in 35cm diameter.

Tunnel diameter		14"/35cm
External frame size (w×h) cm		60x60
Flexible sun tunnels		
TCF 0K14 1010	35cm diameter flat roof flexible tunnel with polycarbonate cover	469
Accessories		
ZTL 014	Low-energy light kit for 25cm and 35cm, fits inside tunnel, requires mains connection. Bulb supplied	100

All prices in GBP (£)
Find all sizes and prices at velux.co.uk






Accessories

Accessories

Page 148

Electric accessories
Rod controls
Locks and restrictors
Maintenance kits
Control and smoke ventilation systems
Installation tools



KUX 110



KSX 100K



KLB 100



KLI 311, 312 and 313



KLF 150



KSX 100



ZCT 100 and ZCT 200K



ZOZ 085



ZOZ 012K1



ZOZ 010KC S011



ZOZ 246



ZZZ 129KI and ZZZ 130KI



ZZZ 131KI



ZZZ 176KI

Roof window accessories

Electric accessories

Power supply KUX 110

Power supply for remote operation of VELUX electric anti-heat blinds and shutters or interior blinds on a manual roof window or fixed flat roof window.

Upgrade kit KSX 100K

Complete solar-powered upgrade kit for VELUX Manual centre-pivot roof window. Upgrades manual roof windows to remote operation with no wiring needed. Includes rain sensor. For roof windows manufactured after February 2014. Not compatible with CK01, CK02, MK27, PK25 and SK01.

Battery backup KLB 100

The battery backup ensures that if there is a power outage, VELUX electrically operated roof windows are closed and VELUX electrically operated blinds/shutters are raised. It is recommended for use in regions affected by frequent power failures.

VELUX Wall switch – roof windows KLI 311

The wireless Wall switch KLI 311 lets you conveniently open, stop and close VELUX solar and electrically operated roof windows or VELUX roof windows

that have been upgraded for electric or solar operation. One switch can be used to operate several roof windows.

VELUX Wall switch – interior sunscreening KLI 312

The wireless Wall Switch KLI 312 lets you conveniently open, stop and close VELUX solar and electrically operated interior blinds. One switch can be used to operate several blinds.

VELUX Wall switch – exterior heat protection KLI 313

The Wall switch KLI 313 lets you conveniently open, stop and close solar or electrically operated VELUX exterior anti-heat blinds and shutters. One switch can be used to operate several exterior blinds or shutters.

VELUX Interface KLF 150

KLF 150 is programmable and can be used for operation of io-homecontrol® compatible electrical products via external control devices like switches and sensors (potential-free contacts). Can operate 5 products or 5 groups with up to 200 electrical products. Can also be used to boost the range of the wireless controllers.

Upgrade kit KSX 100

Complete solar-powered upgrade kit for VELUX Manual centre-pivot roof window. Upgrades manual roof windows to remote operation with no wiring needed. Includes rain sensor. For roof windows manufactured between April 1986 and January 2014. Not compatible with M27, P25 and 425.

Rod controls

Telescopic control rod ZCT 200K

The 100-180cm expandable rod enables operation of VELUX manually operated centre-pivot roof windows, interior blinds and insect screens installed out-of-reach.

Control rod extension ZCT 100

Extension piece for telescopic control rod ZCT 200K, adding an additional 100cm to the 180cm long telescopic control rod.

Interior blind adaptor ZOZ 085

Adaptor to allow remote operation of interior blind by control rod ZCT 200K.

Locks and restrictors

Security lock ZOZ 012K1

Extra security lock for VELUX centre-pivot roof windows that prevents the roof windows from being opened from the inside without a key.

Opening restrictor with key ZOZ 010KC S011

Opening restrictor (safety latch) that prevents VELUX centre-pivot roof windows from opening more than 10cm. Suitable for roof windows of frame height 98cm and above.

Maintenance kits

ZZZ 129KI

Professional repair kit designed to cover up marks and top-finish scratches on VELUX white maintenance-free roof windows.

ZZZ 130KI

Professional repair kit designed to repair marks and top-finish scratches on VELUX white painted roof windows.

ZZZ 131KI

Care kit for VELUX white painted roof windows. Includes special cleaner for removal of oil and grease, protector to restore the water-repellent surface and an application sponge.

ZZZ 176KI

Professional repair kit designed to repair marks and top-finish scratches on VELUX clear lacquered roof windows.

Installation accessory

ZOZ 246

Dual solar switch allows charging of both shutters and awnings on solar-powered VELUX roof windows. For installation of solar-powered shutters and Anti-heat blinds on solar-powered roof windows or added solar openers for manual roof windows, please contact VELUX Customer Service to ensure compatibility.

Electric accessories	
KUX 110	135
KSX 100K	290
KSX 100	290
KLB 100	199
KLI 311	25
KLI 312	25
KLI 313	25
KLF 150	151
Rod controls	
ZCT 100	19
ZCT 200K	33
ZOZ 085	9
Locks and restrictors	
ZOZ 012K1	65
ZOZ 010KC S011	64
Maintenance kits	
ZZZ 129KI	16
ZZZ 130KI	17
ZZZ 131KI	37
ZZZ 176KI	17
Installation accessory	
ZOZ 246	60

All prices in GBP (£)
Find all sizes and prices at velux.co.uk



KFX S3050



KFC 310



KFC 305



KLA 200



KFA 100



KFK 200



KFK 300

Control systems and accessories for smoke ventilation systems

Control systems

Control systems for smoke ventilation windows GGL/GGU 40D and CSP
Connection options for higher-level, external control systems and fire alarm systems. Integrated forwarding of alarm and error messages as well as time ventilation.

- KFX S3050**
VELUX smoke ventilation control system
- 1 control unit to connect: 2 smoke ventilation pitched roof windows (incl. battery backup for at least 72 hours)
 - 2 break-glass point KFK 300 Grey
 - 1 smoke detector KFA 100
 - Other colours available: KFX S3051 Red, KFX S3052 Yellow, KFX S3053 Blue, KFX S3054 Orange

Control units

KFC 305
VELUX smoke ventilation control unit 5A

- 1 control unit for connecting up to: 2 smoke ventilation pitched roof windows (incl. battery backup for at least 72 hours).

For the control units, the accessories must be ordered separately.

KFC 310
VELUX smoke ventilation control unit 10A

- 1 control unit for connecting up to: 1 smoke ventilation flat roof window (incl. battery back-up for at least 72 hours) or 4 smoke ventilation pitched roof windows
- 2 control units in BUS connection for connecting up to: 2 smoke ventilation flat roof windows or 8 smoke ventilation pitched-roof windows.

For the control units, the accessories must be ordered separately.

Accessories

- KFA 100**
Diffused light smoke detector, white.
- KFK 200**
Comfort ventilation switch, concealed, pearl white.
- KFK 300**
Break glass point, grey
KFK 301 Red, KFK 302 Yellow, KFK 303 Blue, KFK 304 Orange.
- KLA 200**
Rain sensor, grey, in combination with KFC 305/310 control unit and VELUX GGL/GGU and CSP smoke ventilation roof windows.

Control sytems and control units	
KFX S3050	805
KFC 305	524
KFC 310	655
Accessories	
KFA 100	97
KFK 200	53
KFK 300	92
KLA 200	76

All prices in GBP (£)
Find all sizes and prices at velux.co.uk



Carrying straps ZZZ 244



Frame protectors ZZZ 258



Installation tools

A wide range of tools are available to make installing VELUX roof windows easier and more convenient. These tools optimise the critical parts of the installation flow that involve lifting to reduce the risk of damage during:

- Transportation to the roof.
- Installation of window sash.

Carrying straps ZZZ 244
With the flexible carrying straps, two people can securely carry large and heavy VELUX boxes to the roof with no additional equipment. The straps can be used with all VELUX roof windows for convenient lifting and precise manoevrability through narrow passageways and staircases.

Frame protectors ZZZ 258
The reusable VELUX Frame protectors are designed to reduce the risk of damage when reinstalling a window into the window frame. Made of durable rubber, the set of three protectors can be fitted onto the bottom and side frames of any VELUX roof window to prevent it from making marks in the frame.

Installation tools		
ZZZ 244	Carrying straps	52
ZZZ 258	Protecting tool	34

All prices in GBP (£)
Find all sizes and prices at velux.co.uk



Practical information

Practical information VELUX Installer Partner Programme Dealer information After sales service Guarantees	Page 154
The VELUX product code system How to locate your roof window type and size	Page 156
Compatibility Blinds compatibility Heat protection compatibility	Page 157
Glazing options	Page 162
Roof window replacement	Page 164
Size guide	Page 166

VELUX Installer Partner Programme



Join the VELUX Installer Partner Programme


The VELUX Partner Programme is a tiered programme that provides valuable services and benefits to installers as you install VELUX roof windows and engage with us. The more active you are, the more you unlock.

The programme is designed for professionals installing VELUX roof windows, recognising your skills, effort and commitment.

Why join?

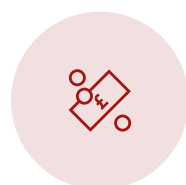
As a Partner Programme member, you will enjoy five key benefits.

Join now



Sharpen your skills

Access training and stay up to date with the latest techniques, products and standards.




Grow your business

Get marketing tools, support and leads to attract more customers.



Earn member benefits

Turn your engagement into real rewards and exclusive opportunities.



One location for all VELUX services

Manage product registrations, training, projects and rewards in one place.



Be part of a professional community

Connect with other skilled installers and gain recognition for your expertise.



Dealer information

The easiest way to place a merchant order is via our Dealer Extranet or EDI platforms. VELUX Dealer Extranet offers a number of additional features, such as creating quotes, client quotes, delivery track and trace, return requests and much, much more.

Access Dealer Extranet at dealerextranet3.velux.co.uk

EDI (Electronic Data Interchange) may be a suitable option for merchants who place a large number of orders each month. VELUX can accommodate a number of different EDI formats.

To explore options, please email: etrading@velux.co.uk with your requirements.



Customer Support

Whether you need installation guidance, have a question about a specific product, or are looking for tips for your project, the VELUX Customer Service team are ready to assist:

Business customers
01592 778225

Homeowners
01592 778225

Project support
01592 778873 ext. 154



Guarantees

All VELUX products and accessories are thoroughly tested to deliver the high quality you expect. In the rare event that your VELUX product doesn't meet your expectations, we offer the following guarantees:



10-year
VELUX pitched and flat roof windows, sun tunnels and sealing products.



10-year
All sloping solar and electric roof windows.



5-year
Solar or electric external shutters and Anti-heat blinds.



3-year
Interior blinds and Insect screen, manual Anti-heat blinds, motors and accessories for solar and electric products.



2-year
Roof windows for uninhabited spaces.

Register your products at velux.co.uk/extendedwarranty

The VELUX product code system

All VELUX products use the following classification code system:

Window type GGL MK06 2070 21

Window size GGL MK06 2070 21

Interior finish GGL MK06 2070 21

Exterior finish GGL MK06 2070 21





Glazing GGL MK06 2070 21

Operation GGL MK06 2070 21

GGL MK06 2070 21

Window types			Window size			Glazing						
GBL	Low pitch roof window in pine		GCL	Roof window for heritage, conservation and historical buildings		70	2-layer glazing with rain noise reduction, laminated safety glass, UV protection and extra toughened glass					
GDL	Roof balcony in pine			Compatible roof windows, flashing frames, other built-in products and corresponding interior roller blinds are marked with a 'K' in the size code.			68 3-layer glazing for improved energy efficiency					
GEL	Top-hung roof terrace section in pine						66 3-layer glazing for high energy efficiency with easy-to-clean and anti-dew coatings					
GGU	Centre-pivot roof window in white maintenance-free						67 Our best performing 3-layer glazing delivering optimal energy efficiency and indoor comfort					
GGL	Centre-pivot roof window in pine		Interior finish			0	White maintenance-free					
GGLS	Centre-pivot 3in1 roof window in pine						2 White painted wood					
GPLS	Top-hung 3in1 roof window in pine						3 Clear lacquered pine					
GPU	Top-hung roof window in white maintenance-free, 45°											
GPL	Top-hung roof window in pine, 45°		Exterior cover			0	Aluminium					
GIU	Sloping extension window element in white maintenance-free											
GIL	Sloping extension window element in pine											
VIU	Fixed vertical extension window element in white maintenance-free											
VFE	Openable vertical window element in pine, tilt inwards		Operation			21U	Electrically operated roof window					
VEA	Left-hinged vertical roof terrace section in pine											
VEB	Right-hinged vertical roof terrace section in pine											
VEC	Fixed vertical roof terrace section in pine											
GVT	Side-hung roof exit for uninhabited rooms (black polyurethane)					30	Solar-powered roof window					
TWF/TLF	Flexible sun tunnel											
TWR/TLR	Rigid sun tunnel											
CVU	Solar or electric flat roof window											
CFU	Fixed flat roof window					40	Smoke ventilation					
CSP	Flat roof smoke ventilation window											
CXP	Flat roof exit window, 60°											
CVP	Electric flat roof window											
CFP	Fixed flat roof window											

Compatibility table

		INTERIOR		EXTERIOR		
		BLINDS	ANTI-HEAT BLINDS	ANTI-HEAT BLACKOUT BLINDS	ANTI-HEAT BLACKOUT SHUTTERS	
Window generation	Size window	Blinds	Manual (MHL)	Solar (MSL) and Electric (MML)	Solar (SSS)	Solar (SSL) and Electric (SML)
Since 2014 New Generation 	CK01	CK01	CK00	CK01	CK01	CK01
	CK02	CK02	CK00	CK02	CK02	CK02
	CK04	CK04	CK00	CK04	CK04	CK04
	CK06	CK06	CK00	CK06	CK06	CK06
	FK06	FK06	FK00	FK06	FK06	FK06
	FK08	FK08	FK00	FK08	FK08	FK08
	MK04	MK04	MK00	MK04	MK04	MK04
	MK06	MK06	MK00	MK06	MK06	MK06
	MK08	MK08	MK00	MK08	MK08	MK08
	PK04	PK04	PK00	PK04	PK04	PK04
	PK06	PK06	PK00	PK06	PK06	PK06
	PK08	PK08	PK00	PK08	PK08	PK08
	PK10	PK10	PK00	PK10	PK10	PK10
	SK01	SK01	SK00	SK01	SK01	SK01
	SK06	SK06	SK00	SK06	SK06	SK06
	SK08	SK08	SK00	SK08	SK08	SK08
	UK04	UK04	UK00	UK04	UK04	UK04
	UK08	UK08	UK00	UK08	UK08	UK08
Between 2001 and 2013 V21 	C01	C01	CK00	CK01	CK01	CK01
	C02	C02	CK00	CK02	CK02	CK02
	C04	C04	CK00	CK04	CK04	CK04
	C06	C06	CK00	CK06	CK06	CK06
	F06	F06	FK00	FK06	FK06	FK06
	F08	F08	FK00	FK08	FK08	FK08
	M04	M04	MK00	MK04	MK04	MK04
	M06	M06	MK00	MK06	MK06	MK06
	M08	M08	MK00	MK08	MK08	MK08
	P04	P04	PK00	PK04	PK04	PK04
	P06	P06	PK00	PK06	PK06	PK06
	P08	P08	PK00	PK08	PK08	PK08
	P10	P10	PK00	PK10	PK10	PK10
	S01	S01	SK00	SK01	SK01	SK01
	S06	S06	SK00	SK06	SK06	SK06
	S08	S08	SK00	SK08	SK08	SK08
	U04	U04	UK00	UK04	UK04	UK04
	U08	U08	UK00	UK08	UK08	UK08
Between 1992 and 2000 VES* 	101	101	100	CK01	CK01	CK01
	102	102	100	CK02	CK02	CK02
	104	104	100	CK04	CK04	CK04
	206	206	200	FK06	FK06	FK06
	304	M04	MK00	MK04	MK04	MK04
	306	M06	MK00	MK06	MK06	MK06
	308	M08	MK00	MK08	MK08	MK08
	404	P04	PK00	PK04	PK04	PK04
	406	P06	PK00	PK06	PK06	PK06
	408	P08	PK00	PK08	PK08	PK08
	410	P10	PK00	PK10	PK10	PK10
	601	S01	SK00	SK01	SK01	SK01
	606	S06	SK00	SK06	SK06	SK06
	608	S08	SK00	SK08	SK08	SK08
	804	U04	UK00	UK04	UK04	UK04
	808	U08	UK00	UK08	UK08	UK08
Before 1992 VKI* 	9	C01	CK00	CK01	CK01	CK01
	6	C04	CK00	CK04	CK04	CK04
	5	5	5	5	5	5
	1	M04	MK00	MK04	MK04	MK04
	14	M06	MK00	MK06	MK06	MK06
	2	M08	MK00	MK08	MK08	MK08
	3	P10	PK00	PK10	PK10	PK10
	31	P04	PK00	PK04	PK04	PK04
	4	S06	SK00	SK06	SK06	SK06
	10	S08	SK00	SK08	SK08	SK08
	7	U04	UK00	UK04	UK04	UK04
	8	U08	UK00	UK08	UK08	UK08

* VES & VKI generation roof windows are only compatible with manual blackout blinds (DKL) or manual roller blinds (RFL) in standard colours.

156








157





Practical information

Heat protection compatibility

– roof windows

Which heat protection products are suitable for which roof windows?

Anti-heat blackout shutters		
<div><div></div><div></div><div></div></div> <div>SSL SML SMH</div>		
Roof window	Solar Anti-heat blackout shutter	Electric Anti-heat blackout shutter
<div></div> <div>Manual top-hung and centre-pivot roof window GPU, GPL / GGU, GGL</div>	SSL	SML <div>• For VELUX manual GPU, GPL / GGU, GGL, a KUX 110 control system is needed.</div>
<div></div> <div>Solar centre-pivot roof window GGU, GGL</div>	SSL <div>• For VELUX solar GGL/GGU in widths C--- and F---, a ZOZ 246 kit is needed. For older generations contact customer service for further information.</div>	–
<div></div> <div>Electric centre-pivot roof window GGU, GGL</div>	–	SML
<div></div> <div>Electric top-hung roof window GPU</div>	–	SMH

Anti-heat blinds and Anti-heat blackout blinds			
<div><div></div><div></div><div></div><div></div></div> <div>SSS MSL MML MHL</div>			
Anti-heat blackout blind	Solar Anti-heat blind	Electric Anti-heat blind	Manual Anti-heat blind
SSS	MSL	MML <div>• For VELUX manual GPU, GPL / GGU, GGL, a KUX 110 control system is needed.</div>	MHL
SSS <div>• For VELUX solar GGL/GGU in widths C--- and F---, a ZOZ 246 kit is needed. For older generations contact customer service for further information.</div>	MSL <div>• For VELUX solar GGL/GGU in widths C--- and F---, a ZOZ 246 kit is needed. For older generations contact customer service for further information.</div>	–	–
–	–	MML	–
–	–	MML <div>• For VELUX electric GPU roof windows, a ZOZ 229S kit is needed.</div>	–

Mounting accessories

ZOZ 246
Solar kit for solar shutter SSL and solar Anti-heat blinds SSS or MSL. For installation on solar roof windows.

See more on page 149.

ZOZ 229S
Mounting kit for electric Anti-heat blinds MML. For installation on VELUX electric top-hung roof window GPU.

Note: The usage of the mounting kit reduces the blackout effect of the Anti-heat blackout blind SSS.












Installation advice





Anti-heat blackout shutters can be installed on vertically connected roof windows with a minimum distance of 250mm. On roof windows next to each other a minimum distance of 100mm is required.

Electric Anti-heat blinds can be installed on vertically connected roof windows with a minimum distance of 250mm. On roof windows next to each other a minimum distance of 18mm is required.

Heat protection compatibility
– combinations

Which heat protection products suit which roof window combinations?

Anti-heat blackout shutters			
			
	SSL	SML	SMH
Roof window combination	Solar Anti-heat blackout shutter	Electric Anti-heat blackout shutter	
Side-by-side/Triple 	SSL	SML <ul style="list-style-type: none">For VELUX manual GPU, GPL / GGU, GGL, a KUX 110 control system is needed.	
3in1 	SSLS	–	
Sloping extension with fixed GIU/GIL 	–	SMG	
Façade integration with openable, vertical VFE 	SSL <ul style="list-style-type: none">Only for sloping roof windows.	SML <ul style="list-style-type: none">Only for sloping roof windows.	
Façade integration with fixed window VIU 	SSL <ul style="list-style-type: none">Only for sloping roof windows.	SML <ul style="list-style-type: none">Only for sloping roof windows.	
Vertical duo 	SSL	SML	
Quattro 	–	SMG	
Roof balcony GDL 	–	–	

Anti-heat blinds and Anti-heat blackout blinds			
			
SSS	MSL	MML	MHL
Anti-heat blackout blind	Solar Anti-heat blind	Electric Anti-heat blind	Manual Anti-heat blind
SSS	MSL	MML <ul style="list-style-type: none">For VELUX manual GPU, GPL / GGU, GGL, a KUX 110 control system is needed.	MHL
SSSS	MSLS	–	–
SSI <ul style="list-style-type: none">For VELUX electric GPU roof windows, a ZOZ 229S kit is needed.	MSI <ul style="list-style-type: none">For VELUX electric GPU roof windows, a ZOZ 229S kit is needed.	–	MHL top MAG bottom
SSS <ul style="list-style-type: none">Only for vertical roof windows.	MSL <ul style="list-style-type: none">Only for sloping roof windows.	MML <ul style="list-style-type: none">Only for sloping roof windows.	MHL top MIE bottom
SSS <ul style="list-style-type: none">Only for vertical roof windows.	MSL <ul style="list-style-type: none">Only for sloping roof windows.	MML <ul style="list-style-type: none">Only for sloping roof windows.	MHL top
SSS	MSL	MML	MHL
SSS	MSI	–	–
–	–	–	MHL top MAD bottom

Mounting accessories

ZOZ 246
Solar kit for solar shutter SSL and solar Anti-heat blinds SSS or MSL. For installation on solar roof windows.

See more on page 149.

ZOZ 229S
Mounting kit for electric Anti-heat blinds MML. For installation on VELUX electric top-hung roof window GPU.

Note: The usage of the mounting kit reduces the blackout effect of the Anti-heat blackout blind SSS.

Installation advice

Anti-heat blackout shutters can be installed on vertically connected roof windows with a minimum distance of 250mm. On roof windows next to each other a minimum distance of 100mm is required.

Electric Anti-heat blinds can be installed on vertically connected roof windows with a minimum distance of 250mm. On roof windows next to each other a minimum distance of 18mm is required.

Glazing options










VELUX glazing includes premium safety features as standard on all panes to ensure the highest quality. Safety lamination means that if the glass accidentally breaks, it won't fall into the room - keeping you and your family safe.

No two homes are alike, which is why we offer a range of glazing options to suit the precise needs of each installation.

- Good
Very good
Excellent
Best

Standard glazing

Special glazing

	Comfort Glazing 70	Recommended Better comfort Glazing 68	Well-being comfort Glazing 66	The best experience Glazing 67	Better comfort Glazing 15		 Heat protection Glazing 69	 Noise reduction Glazing 62	 Extra security Glazing 70Q
Technical values and information									
Thermal transmittance window/ Energy performance	Uw 1.3 ●●	Uw 1.1 ●●●	Uw 1.0 ●●●	Uw 0.77-0.88 ●●●●	Uw 1.1 ●●●		Uw 1.1 ●●●	Uw 0.92 - 1.0 ●●●●	Uw 1.3 ●●
Thermal transmittance glazing	Ug 1.0 ●●●	Ug 0.7 ●●●●	Ug 0.6 ●●●●	Ug 0.4 ●●●●	Ug 0.7 ●●●●		Ug 0.6 ●●●●	Ug 0.5 ●●●●	Ug 1.0 ●●●
Light transmittance	τ 0.68 ●●	τ 0.68 ●●	τ 0.62 ●●	τ 0.62 ●●	τ 0.68 ●●		τ 0.57 ●●●●	τ 0.68 ●●●	τ 0.68 ●●●
Solar energy transmittance/ Heat protection	g 0.46 ●●●	g 0.49 ●●●	g 0.44 ●●●	g 0.44 ●●●	g 0.50 ●●●		g 0.27 ●●	g 0.47 ●●	g 0.45 ●●
Sound insulation	35 dB ●●●	35 dB ●●●	37 dB ●●●	38 dB ●●●	35 dB ●●●		35 dB ●●●	42 dB ●●●●	35 dB ●●●
Layers of glass	2	3	3	3	3		3	3	2
Glass component	33.2-16-4	33.2-13-3-13-4	33.2-13-3-13-4	33.2-12-3-12-4	33.2-13-3-13-4		33.2-13-3-13-4	33.2-11-3-11-8	33.4-16-4
Gas type	Argon	Argon	Argon	Krypton	Argon		Argon	Krypton	Argon
Premium features									
 Rain noise reduction	✓	✓	✓	✓	✓		✓	✓	
 Safety lamination	✓	✓	✓	✓	✓		✓	✓	✓
 Toughened glass	✓	✓	✓	✓	✓		✓	✓	✓
 UV filter	✓	✓	✓	✓	✓		✓	✓	✓
Premium plus features									
 Easy-to-clean			✓	✓					
 Anti-dew			✓	✓				✓	

Premium features comes on all standard glazing



Rain noise reduction
Unique sound dampening foil for undisturbed sleep during rainy days or nights.



Safety lamination
Prevents glass from falling into the room in case of accidental breakage.



Toughened glass
Adds strength to the outer pane to protect from wayward balls and extreme weather such as heavy storms and hail.



UV filter
Protects the interior furnishings from fading due to the sun's harmful UV rays.

Premium plus features comes on selected glazing



Easy-to-clean
Dirt-repellent coating lets rain wash off most of the dirt.



Anti-dew
Hydrophobic coating reduces the amount of dew that can form on the outside for a clearer view.



Scan to watch the short product videos.

Roof window replacement

Replacing a VELUX roof window is easier than you think. It can be done in as little as 4 hours, and it allows for improved energy efficiency, a better indoor climate and more daylight and fresh air.

- Same standard VELUX sizes available.
- Usually fitted quickly and easily from the inside.
- Minimal mess and disruption to internal finish.

How to locate the roof window type and size

The same standard sizes are still available today and there are plenty of opportunities for upgrading. Flashing for replacements can be found on page 78.

For advice on what type of operation and finish of roof window to select, go to page 20.

Upgrading your old roof windows couldn't be easier with the VELUX Installation Service velux.co.uk/installation



From 2014

Type Size

From 2001-2013

Type Size

From 1992-2000

Type Size

Before 1992

Type Size

Window codes										
Replace with: Since 2014 (V22)	CK01	CK02	CK04	MK04	MK06	MK08	SK06	SK08	UK04	UK08
From 2001 to 2013 (V21)	C01	C02	C04	M04	M06	M08	S06	S08	U04	U08
From 1992 to 2000 (VES)	101	102	104	304	306	308	606	608	804	808
Before 1992 (VKI)	9		6	1	14	2	4	10	7	8



Size guide

Looking to replace your existing VELUX roof window?
Use the size guide to locate your current window code
and the replacement code.

Using our size guide

VELUX current size code

VELUX roof window type

VELUX older generation roof window size code

MK06

GGL
GPL
GGU
GPU

14
306
M06

Roof windows							
External frame sizes (w×h)mm							
	472	550	660	780	942	1140	1340
550					PK25 GGL 425 P25		
624				MK27 GGL M27			
698		CK01 9 101 GGL C01				SK01 GGL GBL 601 S01	
778		CK02 GGL 102 GGU C02					
978	BK04 GGL GPL GGU 6 GBL B04	CK04 GPU 104 GBL C04	FK04 GGL 204 GGU F04	MK04 GGL GPL GGU 1 GPU 304 GBL M04	PK04 GGL GPL GBL 31 404 P04		UK04 GGL GPL GGU 7 804 U04
1178		CK06 GGL GPL GGU GPU C06	FK06 GGL (5)* GGU 206 GPU F06	MK06 GGL GPL GGU GPU 14 306 GBL M06	PK06 GGL GPL GGU GPU 406 P06	SK06 GGL GPL GGU GBL 4 606 S06	UK06 GGL
1398			FK08 GGL GPL GGU GPU F08	MK08 GGL GPL GGU GPU 2 308 GBL M08	PK08 GGL GPL GGU GPU 408 P08	SK08 GGL GPL GGU GPU 10 608 S08	UK08 GGL GPL GGU GPU 8 808 U08
1600				MK10 GGL GPL GGU GPU 13 310 M10	PK10 GGL GPL GGU GPU 3 410 P10	SK10 GGL GPL GGU GPU 610 S10	UK10 GGL GGU 810 U10
1800				MK12 GGL 312 M12			

* GGL 5 is 700mm wide

Sloping extension elements

External frame sizes (w×h)mm							
	472	550	660	780	942	1140	1340
920			FK34 GIU	MK34 GIL GIU 334 M34	PK34 GIL GIU 434 P34	SK34 GIL GIU 634 S34	UK34 GIL GIU 834 U34

3in1 roof windows

External frame sizes (w×h) mm			
	1880		
1178	FFKF06 GGLS GPLS *		
1398	FFKF08 GGLS GPLS *		

* Fixed element – seen from the inside.

Cold room roof windows

External frame sizes (w×h)mm		
	460	540
610	GVK	
830		103 GVT

Flat roof sun tunnel Ø 350

Ø,mm	
600	OK14 TCF

Sun tunnel Ø 350

Ø,mm	
460	OK14 TWR TLR TWf TLF

Sun tunnel Ø 250

Ø,mm	
370	OK10 TWR TLR

Heritage conservation roof windows

External frame sizes (w x h)mm. When installing, additional 20mm are required around the frame for the pre-installed insulation material

	550	660	780	942	1140
978	CC04 GCL				
1178	CC06 GCL	FC06 GCL	MC06 GCL		
1398		FC08 GCL	MC08 GCL	PC08 GCL	SC08 GCL
1600					SC10 GCL

Roof balcony

External frame sizes (w×h)mm

	780	942	1140
2520	MK19 (MK10)	PK19 (PK10)	SK19 (SK10)
	(MK34)	(PK34)	(SK34)

Roof terrace

External frame sizes (w×h)mm

	780
1360	M08 GEL 308
1090	M35 VEA VEB VEC 335

Dormer

External frame sizes (w×h) mm

	1680	2000	2400	2480
2670	MK06 Duo	PK06 Duo	SK06 Duo	MK06 Triple



FSC® certification supports good forest management where the health and safety of forest workers is secured and forest wildlife is well looked after.

Flat roof windows

Available sizes (wxh)mm

	600	800	900	1000	1200	1500	2000
600	060060 CFP CVP CFJ CVJ CFU CVU		090060 CFJ CVJ CFU CVU				200060 CFU CVU
800		080080 CFP CVP CFJ CVJ CFU CVU				150080 CFU CVU	
900	060090 CFP CVP		090090 CFP CVP CFJ CVJ CFU CVU		120090 CFJ CVJ CFU CVU		
1000				100100 CFP CVP CXP CSP CFJ CVJ CFU CVU		150100 CFJ CVJ CFU CVU	200100 CFJ CVJ CFU CVU
1200			090120 CFP CVP CXP		120120 CFP CVP CXP CSP CFJ CVJ CFU CVU	150120 CFU CVU	
1500				100150 CFP CVP		150150 CFP CVP CFJ CVJ CFU CVU	

Base unit height 150mm: CFP, CVP, CXP, CSP, CFU, CVU, CFJ, CVJ
Base unit height 300mm: CFJ, CVJ
Base unit height 500mm: CFJ, CVJ
CFJ and CVJ 200100 only have a base unit height of 150mm

Vertical elements

External frame sizes (wxh)mm

	780	942	1140	1340
601	MK31 VFE 1/2-60 331 VIU M31	PK31 VFE 431 3-60 P31	SK31 VFE 631 4/10-60 S31	UK31 VFE 831 7/8-60 U31
955	MK35 VFE VFA 1/2-95 VFB 334 VIU M34	PK35 VFE VFA 434 VFB 3-95 P34	SK35 VFE 634 4/10-95 S34	UK35 VFE 834 7/8-60 U34
1155	MK36 1/2-115 VFE 336 VIU M36	PK36 VFE 436 VIU P36	SK36 VFE 636 VIU S36	UK36 VFE VIU
1375	MK38 VFE 338 VIU M38	PK38 VFE 438 VIU P38	SK38 VFE 638 VIU S38	UK38 VFE VIU

VELUX Company Ltd
Woodside Way
Glenrothes
Fife
Scotland
KY7 4ND

Tel: 01592 778 225

Email: sales@velux.co.uk
Website: velux.co.uk

- facebook.com/VELUXGBI
- pinterest.com/VELUXGBI
- instagram.com/veluxpro_gbi



VELUX RESERVE THE RIGHT TO PRINTING MISTAKES AND ERRORS IN THIS CATALOGUE